



Department of  
Health

# Ohio Department of Health Youth Homelessness Program Community of Practice

December 21st, 2023

# Logistics



**All participants  
can unmute**



**You can share  
your camera**



**Questions can be  
asked  
throughout the  
training**



**The powerPoint  
will be sent out  
after each  
training**



**Breakout rooms**



**Polls/  
quizzes**



**Handouts/  
Materials**



**Audio/video  
issues**

# Agenda

- Welcome
- Introduction Activity
- App and Reporting Check In
- Data Collection and Analysis
- Small Group Discussions
- Next Session
- Closing

# Agenda

- Welcome
- Introduction Activity
- App and Reporting Check In
- Data Collection and Analysis
- Small Group Discussions
- Next Session
- Closing



[This Photo](#) by Unknown Author is licensed under [CC BY](#)

# Community of Practice Norms

1. Treat each other with dignity and respect.
2. Differentiate between opinion—which everyone has—and informed knowledge, which comes from sustained experience, study, and practice.
3. Recognize how your social positionality (e.g., race, class, gender, sexuality, ability) informs your perspectives and reactions.
4. Trust each other. Have confidence that the issues discussed will be kept in confidence.
5. Listen first to understand, and don't be dismissive of the input received when we listen.
6. Be vulnerable and risk being wrong sometimes. Thoughtful discussion is expected.

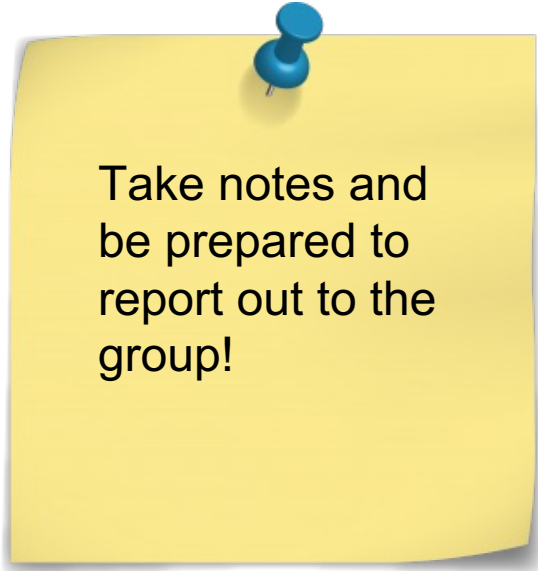
# Agenda

- Welcome
- Introduction Activity
- App and Reporting Check In
- Data Collection and Analysis
- Small Group Discussions
- Next Session
- Closing

# Introductions

In Breakout Rooms, please share and discuss:

- Your name & pronouns
- Your organization & role
- What's one fun thing you are doing before the end of the year?



Take notes and  
be prepared to  
report out to the  
group!



# Agenda

- Welcome
- Introduction Activity
- App and Reporting Check In
- Data Collection and Analysis
- Small Group Discussions
- Next Session
- Closing

Image source

# App and Reporting Check In

- [www.cohhio.org/youth-data](http://www.cohhio.org/youth-data)

The screenshot displays the 'Youth Data Dashboard' interface. On the left is a dark sidebar with a menu including: Welcome, Overview, Disabilities, Employment, Education, Services, Health, Domestic Violence, Income & Benefits, Trafficking, Living Situation, Parenting, Exit, Upload Data, and Help. The main content area has a header with the text 'Welcome to the Youth Homelessness Data Dashboard' and logos for Ohio Department of Health and COHHIO. Below the header are three panels: 'Partnership' (listing partners: Ohio Department of Health (ODH), Coalition on Homelessness and Housing in Ohio (COHHIO), and Ketchbrook Analytics), 'Program Development' (describing the grant program and data-driven approaches), and 'Contact & Help' (providing contact information for Amanda Wilson). On the right side, there is a dark overlay panel with filters: 'Project' (2 items selected), 'De-duplicate Youth Across Projects by SSN?' (checkbox), 'Active During Period' (date range: 2023-01-19 to 2023-12-20), 'Gender' (4 items selected), 'Ethnicity' (4 items selected), 'Age' (range: 0 to 27), 'Include Youth with Missing Ages?' (checked), and 'Limit to Heads of Household' (checkbox). An 'Apply' button is at the bottom of the filter panel.

# App and Reporting Check-In

## Reporting Requirement

- Unhashed HUD/HMIS CSV export
  - Submissions need to be separated by Organization
  - Report should be cumulative to the beginning of the grant period (07/01/2021)

Quarter	1	2	3	4
Reporting Period	7/1/21-09/30/23	7/1/21-12/31/23	7/1/21-3/31/24	7/1/21-6/30/24
Reports Due Date	October 10, 2023	January 10, 2024	April 10, 2024	July 10, 2024

# App and Reporting Check-In

- Data Standards updates are done
- No need to submit before Q2 deadline

# Agenda

- Welcome
- Introduction Activity
- App and Reporting Check In
- Data Collection and Analysis
- Small Group Discussions
- Next Session
- Closing

Image source

# Data Collection

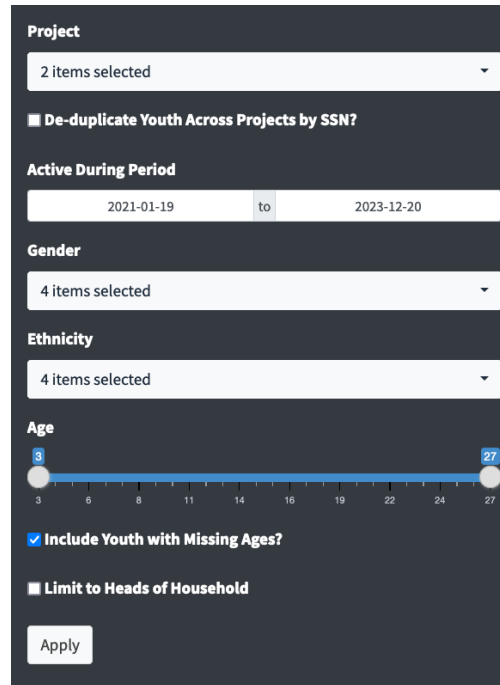
- Review the HY24 Data Elements Document
  - Universal Data Elements (demographics and project stay information)
  - Program Specific Elements (income and benefits, disabilities, experience of domestic violence)
  - Federal Partner Program – RHY (sexual orientation, education and employment information, health status, systems involvement, services)

# Project Setup and Reporting

- Make sure your project is set up correctly in HMIS
  - All required data elements are available
- Unhashed HMIS CSV uploaded to the Youth Data Dashboard

# Using the Data Dashboard

- Filtering



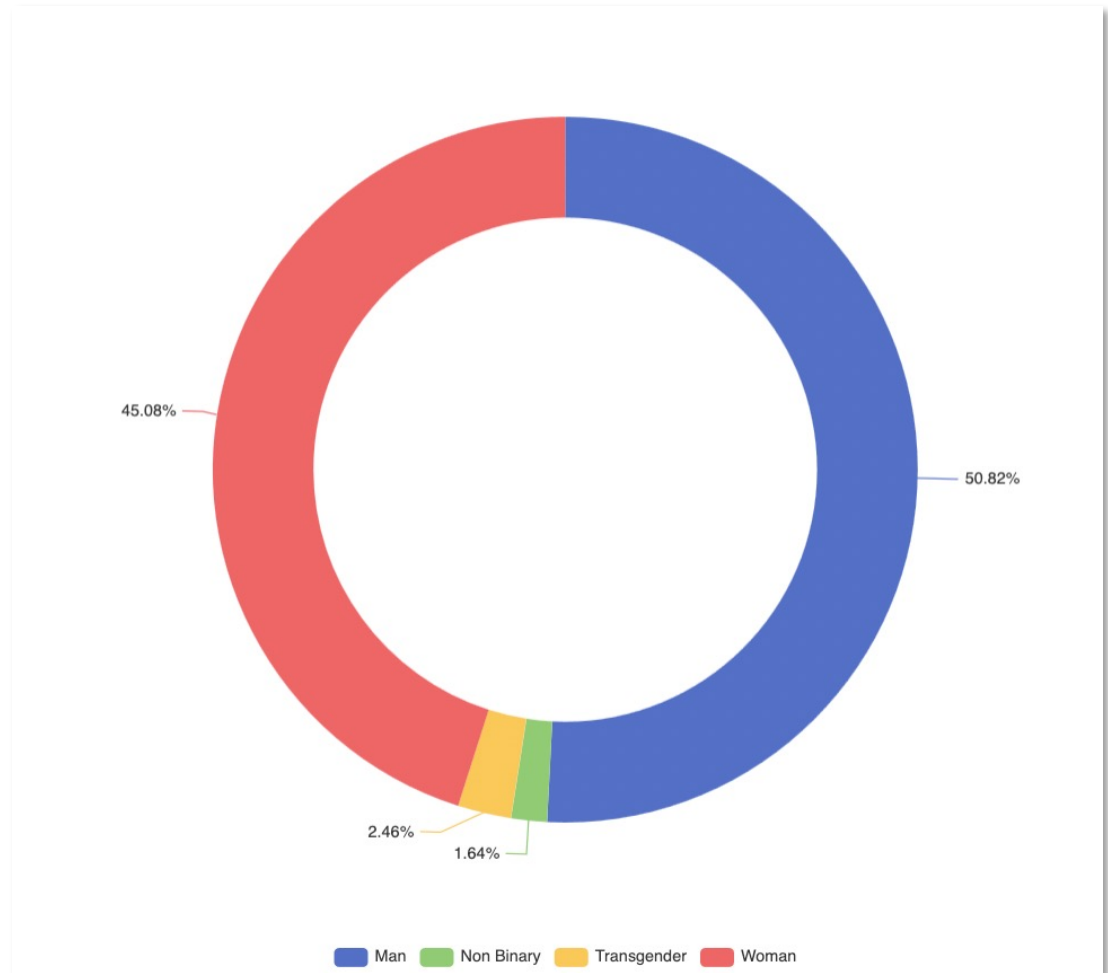
The image shows a dark-themed filtering sidebar for a data dashboard. It contains several sections for refining search results:

- Project:** A dropdown menu showing "2 items selected".
- De-duplicate Youth Across Projects by SSN?** A checkbox that is currently unchecked.
- Active During Period:** A date range selector showing "2021-01-19" to "2023-12-20".
- Gender:** A dropdown menu showing "4 items selected".
- Ethnicity:** A dropdown menu showing "4 items selected".
- Age:** A horizontal range slider with markers at 3 and 27.
- Include Youth with Missing Ages?** A checked checkbox.
- Limit to Heads of Household:** An unchecked checkbox.
- Apply:** A button at the bottom to execute the filters.



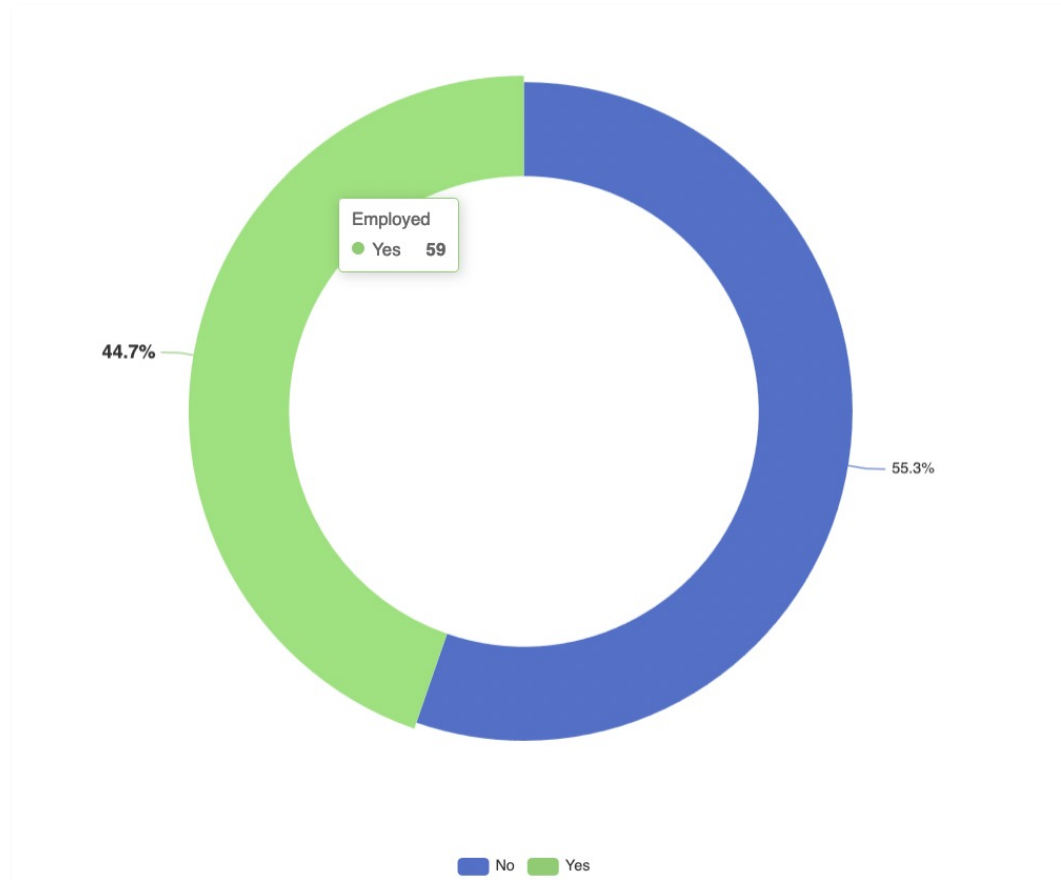
# Using the Data Dashboard

- Demographics



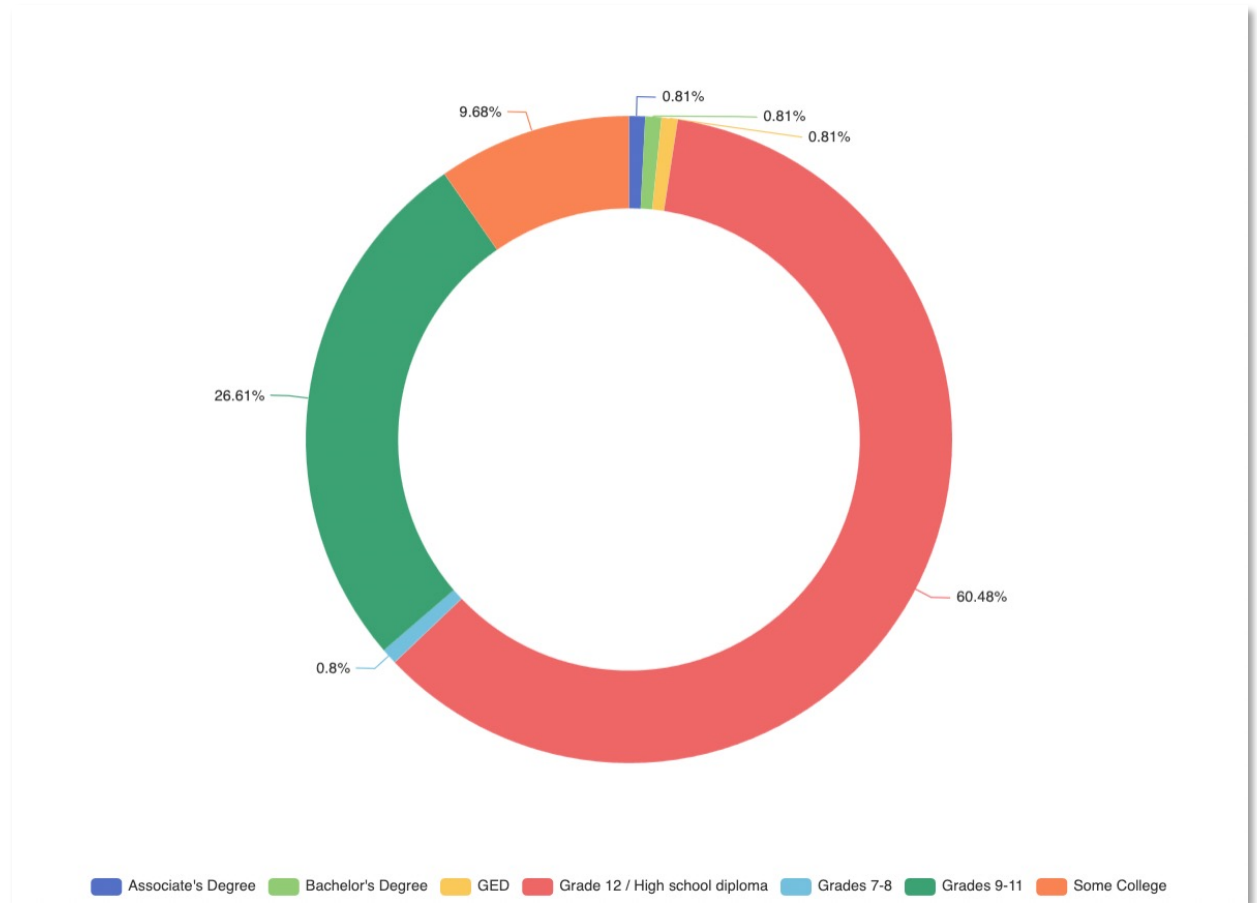
# Using the Data Dashboard

- Employment



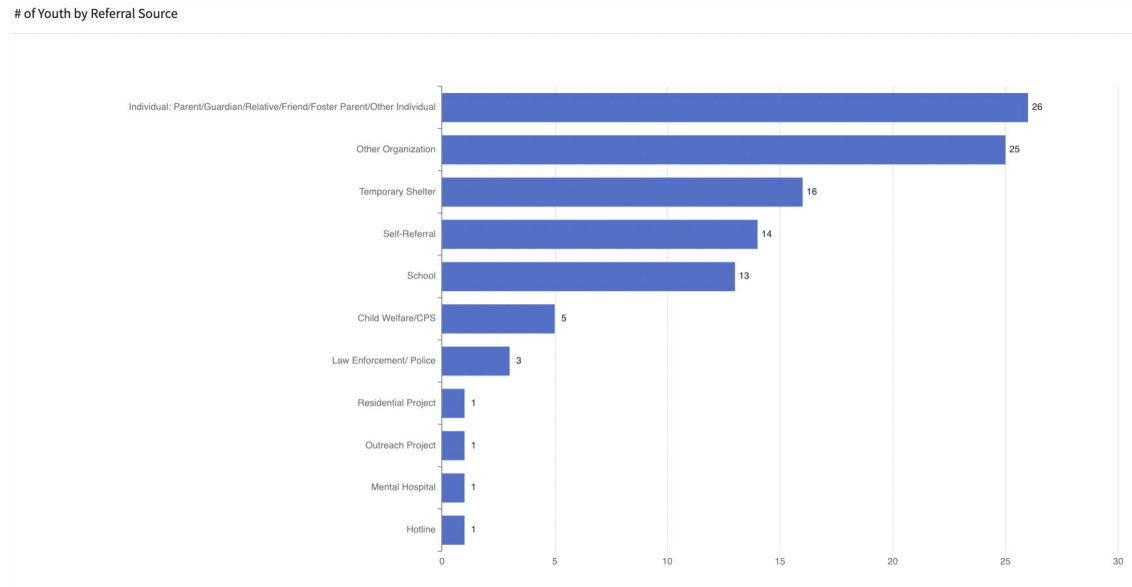
# Using the Data Dashboard

- Education



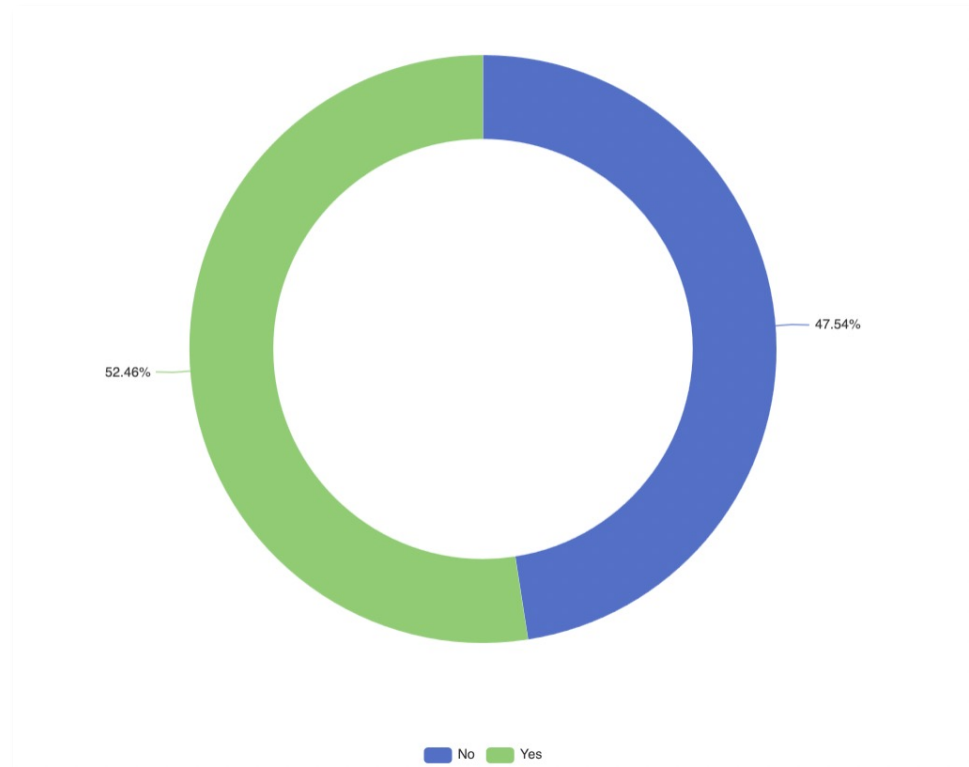
# Using the Data Dashboard

- Referral Source



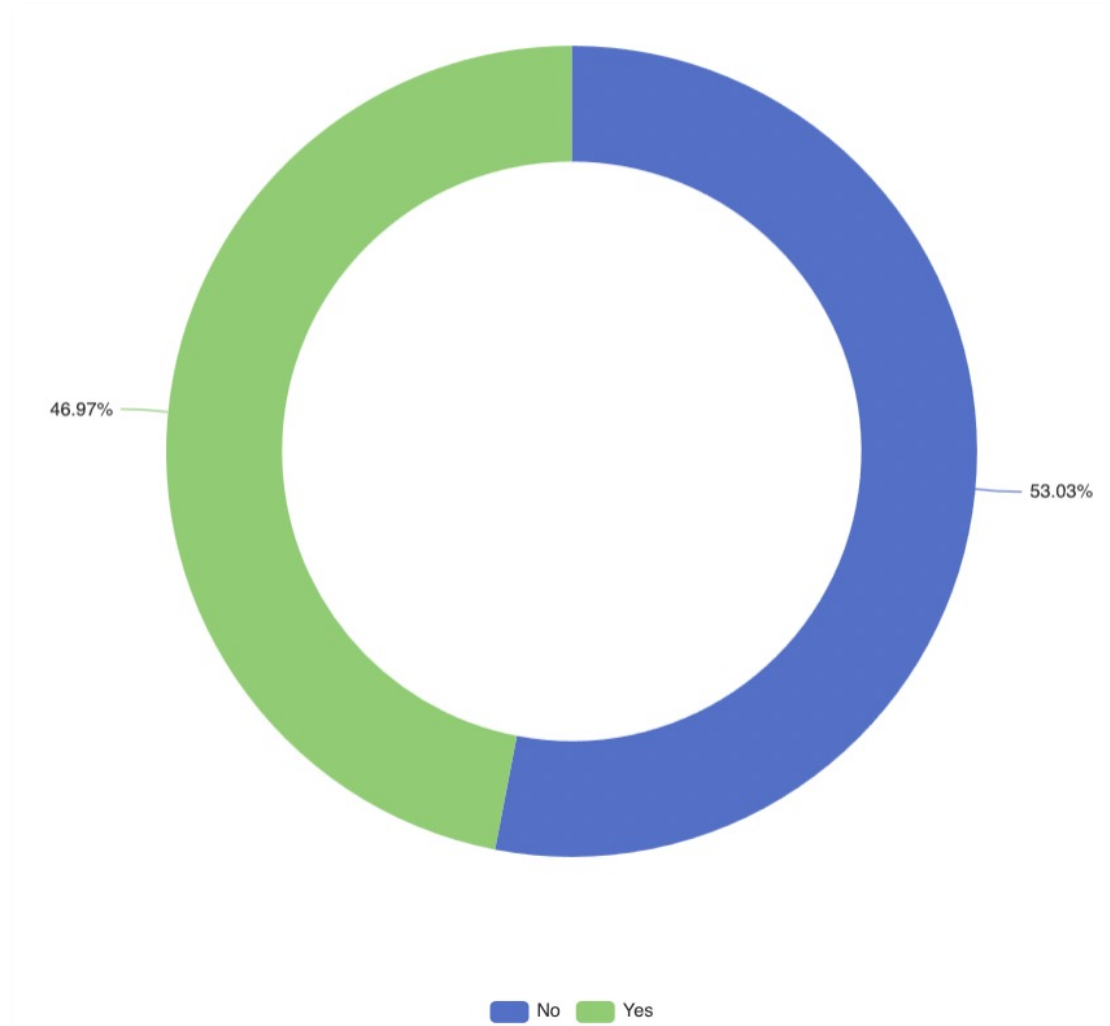
# Using the Data Dashboard

- Domestic Violence



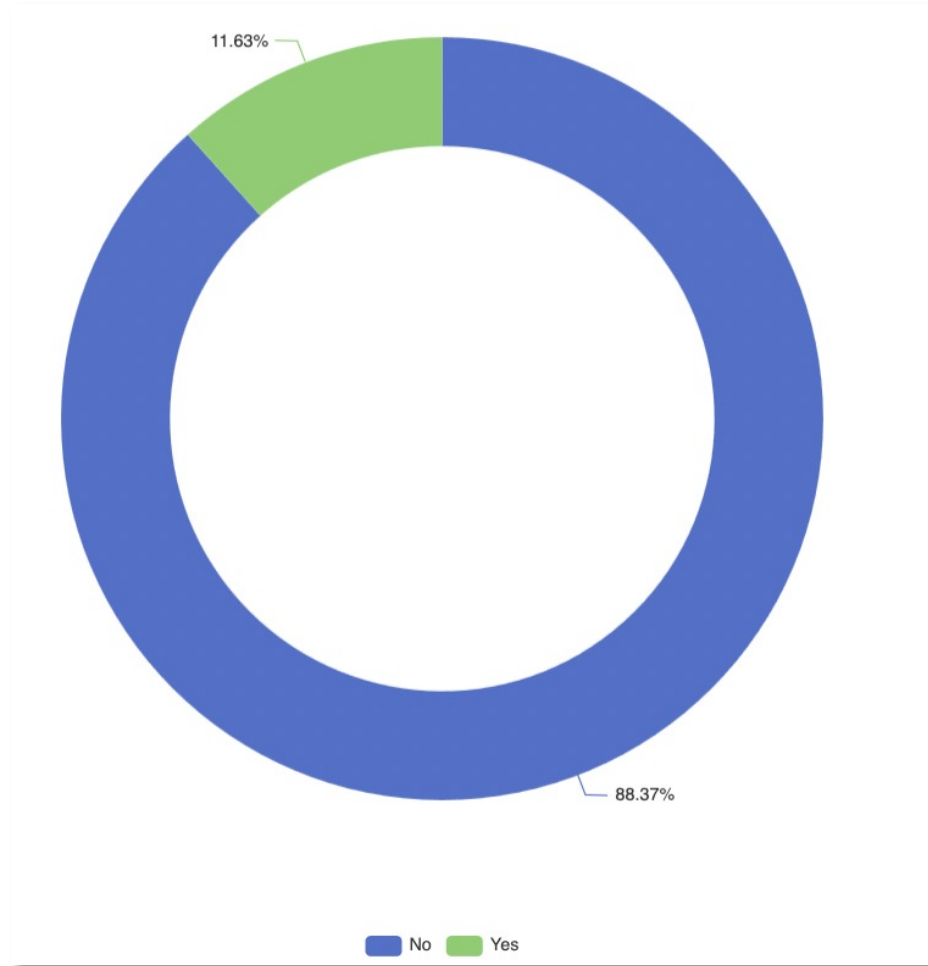
# Using the Data Dashboard

- Income



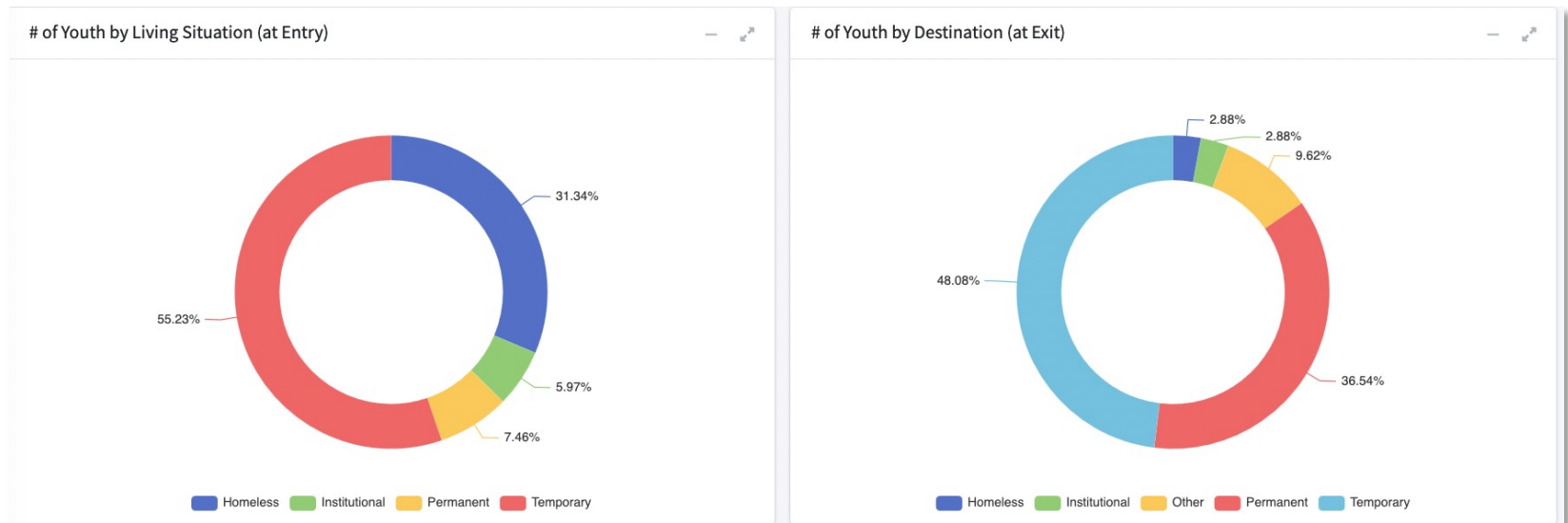
# Using the Data Dashboard

- Trafficking



# Using the Data Dashboard

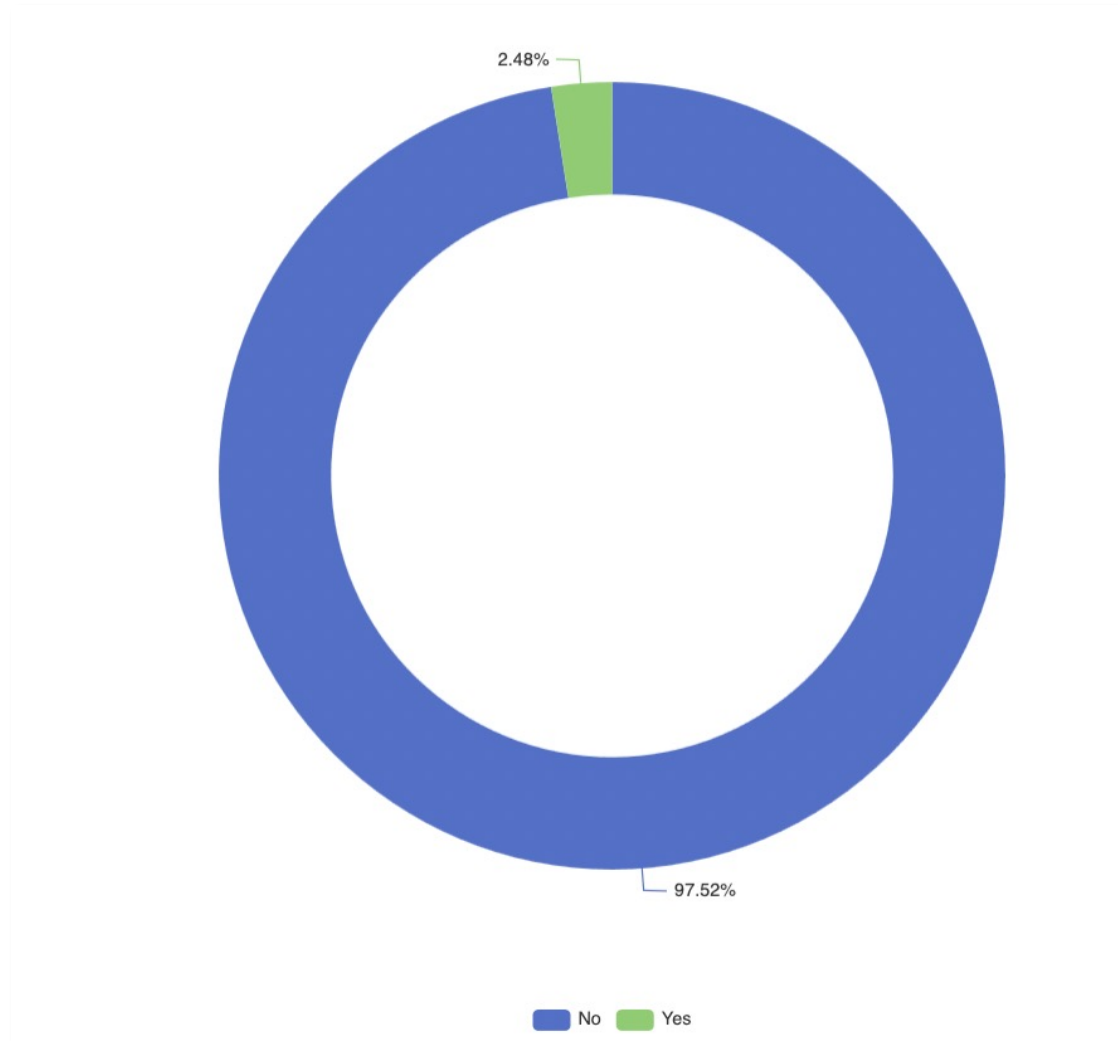
- Living Situation





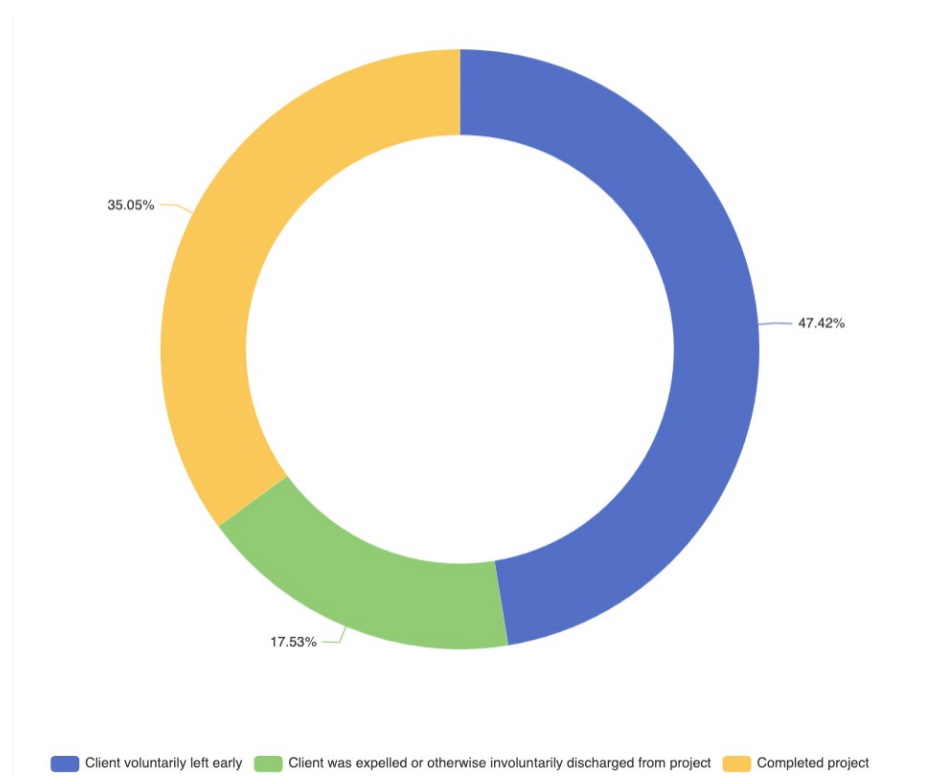
# Using the Data Dashboard

- Pregnancy



# Using the Data Dashboard

- Project Completion Status



# Agenda

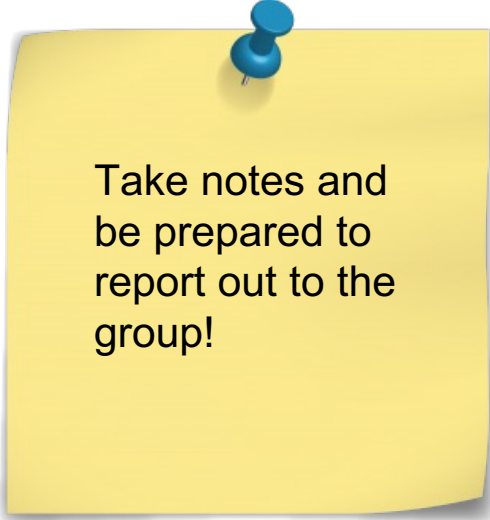
- Welcome
- Introduction Activity
- App and Reporting Check In
- Data Collection and Analysis
- Small Group Discussions
- Next Session
- Closing

Image source

# Discussion: Performance Outcomes

## In Breakout Rooms

- What are your current performance outcomes?
- What data sets are you using to measure those outcomes?



Take notes and  
be prepared to  
report out to the  
group!



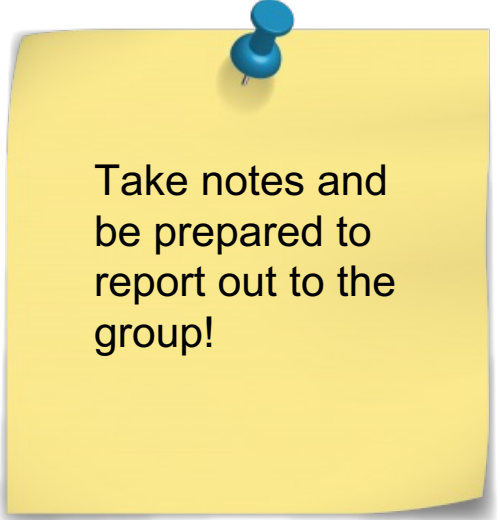
# Report Out: Performance Outcomes

What key take aways do you have to share from your discussion?



# Discussion: Using the Data Dashboard

- Are you using the data dashboard? How?
- What would make the dashboard more useful to you?



Take notes and  
be prepared to  
report out to the  
group!



# Report Out: Using the Data Dashboard

What key take aways do you have to share from your discussion?



# Agenda

- Welcome
- Introduction Activity
- App and Reporting Check In
- Data Collection and Analysis
- Small Group Discussions
- Next Session
- Closing

Image source



# Next Steps

## FY24

- January: Trauma Informed Care
- February: Serving Minor Clients with HY Funds
- March: Motivational Interviewing and Narrative Medicine
- April: Collaborating with Community Partners
- May: ?
- June: ?

# Check-Out

- What do you want to discuss in future Community of Practice sessions?



# Agenda

- Welcome
- Introduction Activity
- App and Reporting Check In
- Data Collection and Analysis
- Small Group Discussions
- Next Session
- Closing

Image source

# 2023-2024 Community of Practice Calendar

<del>October 19, 2023</del>	March 21, 2024
<del>November 16, 2023</del>	April 18, 2024
<del>December 21, 2023</del>	May 16, 2024
January 18, 2024	June 20, 2024
February 15, 2024	

# Resources

[Community of Practice Shared Folder](#)  
[ODH Youth Homelessness Program Website](#)  
[Today's Notes Document](#)





T<sub>1</sub>

H<sub>4</sub>

A<sub>1</sub>

N<sub>1</sub>

K<sub>5</sub>

S<sub>1</sub>