

Racial Inequity in Our System 101

What the data says and what to do
with it

April 2018

START WITH THE DATA

1. Collect accurate data.
2. Compare local demographic data on race and ethnicity to data from the census and HMIS.
3. Data only matters if it translates into action.

NATIONAL TRENDS

AFRICAN AMERICAN REPRESENTATION

African Americans are considerably overrepresented among the homeless population compared to the overall U.S. population.

13%

Of the U.S. population

40%

Of all people experiencing homelessness

51%

Of people experiencing homelessness as members of families with children

2018 AHAR PART 1

NATIONAL TRENDS

AFRICAN AMERICAN REPRESENTATION

African Americans are considerably overrepresented among the homeless population compared to the overall U.S. population.

26%

Of unsheltered population experiencing homelessness



47%

Of sheltered population experiencing homelessness

<https://www.chiefsofcorridor.net/2018/02/27/report-blacks-comprise-more-than-40-percent-of-u-s-homeless-population/>

2018 AHAR PART 1

NATIONAL TRENDS

AFRICAN AMERICAN REPRESENTATION

African Americans are considerably overrepresented among the homeless population compared to the overall U.S. population.

44%

Of Sheltered TAY experiencing homelessness

24%

Of unsheltered TAY experiencing homelessness

24%

Of Veterans experiencing homelessness

2018 AHAR PART 1

EXHIBIT 2.10: DEMOGRAPHIC CHARACTERISTICS OF HOMELESS INDIVIDUALS BY COC CATEGORY

Race	Major City CoCs	Other Largely Urban CoCs	Largely Suburban CoCs	Largely Rural CoCs
White	43.8%	59.6%	60.6%	74.6%
Black	45.2%	30.3%	28.7%	14.6%
Asian	1.6%	0.8%	1.3%	0.4%
Native American	2.9%	3.7%	2.3%	5.1%
Pacific Islander	1.0%	0.8%	1.4%	0.8%
Multiple Races	5.6%	4.8%	5.7%	4.5%

2018 AHAR PART 1

STATE STATS

2018

In Ohio 9 in every 10,000 people were experiencing homelessness

6,929 individuals

3,320 people in families with children

686 unaccompanied homeless youth

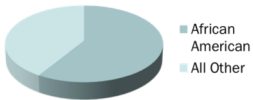
749 veterans

700 chronically homeless individuals

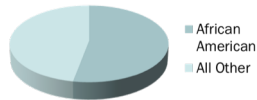


COC TRENDS

Cincinnati/Hamilton County
Representation

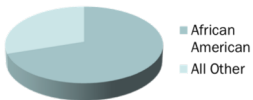


Toledo/Lucas County
Representation

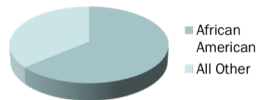


COC TRENDS

Cleveland/Cuyahoga County
Representation



Columbus/Franklin County
Representation



COC TRENDS

Youngstown/Mahoning County
Representation



Dayton, Kettering/Montgomery County
Representation



COC TRENDS

Akron, Barberton/Summit County
Representation



Canton, Massillon Alliance/Stark County
Representation



ADDRESSING THE DISPARITY CRISIS

- Assess whether you're providing connections to services and housing at equitable rates and achieving equitable outcomes for clients.
- Based on the data, work to identify racial disparities perpetuated by processes or barriers within your homeless system.

ADDRESSING THE DISPARITY CRISIS

- Ask the clients you serve for their input.
- Share your findings and have a conversation.

ACTION!

- Implement racism training for staff.
- Promote staff diversity, hiring and retention.
- Create spaces for real conversations around race to happen.
- Use the data to be an advocate for targeted resources and programs.
- Learn about your personal bias.
- Use the data to create new work plans, ideas, strategies and indicators that better reflect and serve the needs of African Americans and improve their outcomes.
- Share you successes.

Angelic Arana Varela
aarana@csb.org



Community Shelter Board



@CommShelterBd



communityshelterboard
