



OHIO BALANCE OF STATE COC QUARTERLY PERFORMANCE REPORT

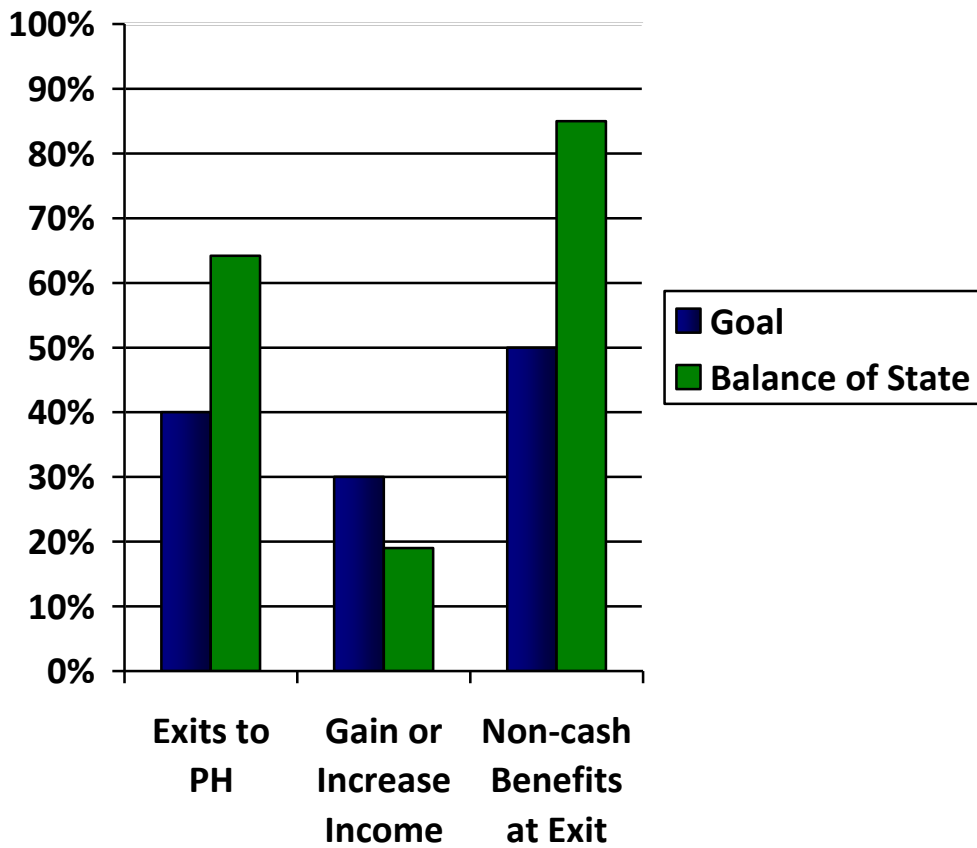
JANUARY – DECEMBER 2015

Please refer to the [Ohio Balance of State CoC Performance Management Plan](#) for the project and system goals for all CoC projects.

Performance Measures for Emergency Shelters

January to December 2015

Performance Measure	Goal	Balance of State Average
Exits to Permanent Housing	40%	64%
Gain or Increase Income at Exit	30%	19%
Non-cash Benefits or Health Insurance at Exit	50%	85%
Average Length of Stay	≤40 days	32 days



Obtaining and Maintaining Permanent Housing

Exits to Permanent Housing

Report Date Range: 1/1/2015 12:00:00 AM through 1/1/2016 12:00:00 AM

Goal: At least 40% of participants in Emergency Shelter will move into permanent housing at exit.

Provider	Total Leavers (All Destinations)	Permanent Destinations		Missing Data	
		# of Exits	% of Exits	# of Exits	% of Exits
Adams - Adams County Shelter for the Homeless - Adams County Shelter - ES (222)	89	55	61.8%	2	2.2%
Allen - Lima Samaritan House - ES(191)	232	116	50%	4	1.7%
Allen - Trinity United Methodist - Family Promise - ES(523)	11	11	100%	0	0%
Ashland - ACCESS Emergency Shelter - ES(566)	45	34	75.6%	0	0%
Ashtabula - Ashtabula Homeless Shelter - Samaritan House - ES(249)	130	60	46.2%	0	0%
Athens - LSS of Fairfield County - Athens Clem House - HCHV 90 day - ES - VET(780)	5	0	0%	0	0%
Belmont - Salvation Army of Belmont County - Family Homeless Shelter - ES (181)	140	130	92.9%	0	0%
Butler - Hope House Rescue Mission - Center of Hope - ES(720)	218	144	66.1%	0	0%
Butler - Hope House Rescue Mission - Hope House - ES(232)	171	79	46.2%	3	1.8%
Butler - Mercy Franciscan at St. Raphael - ES(339)	77	49	63.6%	14	18.2%
Butler - Serve City - Chosen - ES(268)	387	324	83.7%	0	0%
Champaign - Caring Kitchen - ES(217)	136	97	71.3%	0	0%
Clark - IHN of Clark County - Hartley House - ES(325)	236	197	83.5%	0	0%
Clark - IHN of Clark County - Hartley House Overflow - ES - Voucher(1021)	0	0	N/A		
Clark - IHN of Clark County - Norm's Place - ES(288)	371	266	71.7%	0	0%
Clark - IHN of Clark County - Norm's Place Overflow - ES - Voucher(728)	231	132	57.1%	5	2.2%
Clermont - Clermont County Community Services - James Saul's - ES(293)	477	426	89.3%	0	0%
Clinton - Clinton County Services - Clinton Co Homeless Shelter - ES(190)	191	127	66.5%	50	26.2%
Columbiana - Columbiana County Community Action Agency - ES(83)	85	60	70.6%	3	3.5%
Columbiana - Columbiana County MHC - Kendall Home - ES(1012)	54	51	94.4%	0	0%
Coshocton - KnoHoCo Ashland CAC - ES(261)	134	106	79.1%	0	0%
Darke - Community Action Partnership of the Greater Dayton Area - ES(713)	91	77	84.6%	4	4.4%
Defiance - Northwestern Ohio CAC - The PATH Center - ES(116)	189	87	46%	34	18%
Delaware - Family Promise of Delaware County - IHN - ES(717)	156	84	53.8%	47	30.1%
Erie - VOA of Northwest Ohio - Crossroads - ES(136)	222	137	61.7%	0	0%
Fairfield - Lancaster Fairfield CAA - Lancaster Fairfield CAA Family Shelter - ES (260)	81	74	91.4%	0	0%
Fairfield - LSS of Central Ohio - ADAMH Housing Program - ES(1578)	0	0	N/A		
Fairfield - Lutheran Social Services - Fairfield County Emergency Shelter - ES (25)	259	56	21.6%	0	0%
Fairfield - Lutheran Social Services - HCHV 90 Day - ES - VET(704)	50	32	64%	0	0%
Fayette - CAC of Fayette County - Brick House - ES(22)	103	69	67%	0	0%
Fayette - CAC of Fayette County - Motel Voucher- ES(172)	0	0	N/A		
Greene - American Red Cross of Greene County - Emergency Housing - ES (221)	171	86	50.3%	0	0%
Greene - IHN of Greene County - Churches - ES(731)	46	25	54.3%	2	4.3%
Highland - Highland County Homeless Shelter - ES(241)	131	73	55.7%	2	1.5%
Huron - Erie Huron Counties CAC - Norwalk Homeless Shelter - ES(233)	36	28	77.8%	0	0%
Jefferson - Urban Mission Ministries - Hutton House - ES(310)	81	70	86.4%	0	0%

Run Date: 1/13/16

Obtaining and Maintaining Permanent Housing

Exits to Permanent Housing

Report Date Range: 1/1/2015 12:00:00 AM through 1/1/2016 12:00:00 AM

Goal: At least 40% of participants in Emergency Shelter will move into permanent housing at exit.

Provider	Total Leavers (All Destinations)	Permanent Destinations		Missing Data	
		# of Exits	% of Exits	# of Exits	% of Exits
Lake - Ecumenical Shelter Network - Project Hope for the Homeless - ES(209)	296	202	68.2%	8	2.7%
Licking - Salvation Army Licking County - ES(188)	521	250	48%	0	0%
Logan - Churches - Logan County Homeless Shelter - ES(1025)	27	18	66.7%	0	0%
Lorain - Family Promise of Lorain County - IHN - ES(522)	49	7	14.3%	0	0%
Lorain - Neighborhood Alliance - Haven Center - ES(256)	361	145	40.2%	10	2.8%
Lorain - Salvation Army Oberlin Service Unit - ES - Vouchers(866)	0	0	N/A		
Madison - CAODMU - Homeless Assistance Grant - ES(1026)	81	80	98.8%	0	0%
Marion - Marion Shelter Program - Family Facility - ES(395)	269	106	39.4%	0	0%
Marion - Marion Shelter Program - Men's Facility - ES(203)	162	37	22.8%	0	0%
Miami - Family Abuse Shelter of Miami County - Buckeye House - ES(64)	155	130	83.9%	0	0%
Miami - Family Abuse Shelter of Miami County - Franklin House - ES(65)	276	232	84.1%	2	0.7%
Muskingum - Salvation Army of Zanesville - ES(201)	202	155	76.7%	4	2%
Pickaway - Pickaway County CAO - VA HCHV 90 day - ES - SM - VET(748)	103	75	72.8%	5	4.9%
Pike - Pike County Outreach Council of Churches - Bridgheaven Shelter - ES (240)	101	59	58.4%	12	11.9%
Portage - Family and Community Services - Housing & Emergency Support Services - ES Overflow(153)	0	0	N/A		
Portage - Family and Community Services - Miller Community House - ES(152)	164	85	51.8%	12	7.3%
Preble - Home is the Foundation - ES(1564)	12	4	33.3%	2	16.7%
Preble - Home is the Foundation - TH(1595)	0	0	N/A		
Richland - Harmony House - ES(119)	537	344	64.1%	69	12.8%
Ross - Ross County CAC - Men's Shelter - ES(755)	44	14	31.8%	15	34.1%
Ross - Seeds of Hope - ES(1060)	6	6	100%	0	0%
Sandusky - Liberty Center of Sandusky County - Liberty Center - ES(175)	118	95	80.5%	0	0%
Scioto - Scioto Christian Ministries - ES(199)	434	390	89.9%	0	0%
Trumbull - Urban League - Amos Christy House - ES(252)	340	193	56.8%	0	0%
Trumbull - Warren Trumbull Urban League - Warren Family Mission - ES(1418)	0	0	N/A		
Tuscarawas - Friends of the Homeless - Tuscarawas County Shelter - ES(341)	167	62	37.1%	15	9%
Vinton - Sojourners Care Network - ES(856)	0	0	N/A		
Vinton Sojourners Care Network - RHY BCPes(1375)	0	0	N/A		
Warren - IHN of Warren County - ES(224)	121	6	5%	8	6.6%
Warren - New Housing Ohio - Bernies Place - ES(386)	92	49	53.3%	5	5.4%
Wayne - Salvation Army Wooster - Salvation Army Shelter - ES(226)	277	127	45.8%	45	16.2%

Average: 64.2%

Run Date: 1/13/16

Accessing Mainstream Resources and Earned Income

Gain or Increase Income

Report Date Range: 1/1/2015 12:00:00 AM through 1/1/2016 12:00:00 AM

Goal: At least 30% of adult participants in Emergency Shelters will gain or increase total income by end of reporting period or at exit.

Provider	Total Adults	Total Program Stays	Increased Income	%	Missing Data
Adams - Adams County Shelter for the Homeless - Adams County Shelter - ES(222)	58	58	1	2%	0%
Allen - Lima Samaritan House - ES(191)	153	176	53	30%	0%
Allen - Trinity United Methodist - Family Promise - ES(523)	4	4	1	25%	0%
Ashland - ACCESS Emergency Shelter - ES(566)	28	28	8	29%	0%
Ashtabula - Ashtabula Homeless Shelter - Samaritan House - ES(249)	116	119	20	17%	0%
Athens - LSS of Fairfield County - Athens Clem House - HCHV 90 day - ES - VET(780)	8	8	2	25%	0%
Belmont - Salvation Army of Belmont County - Family Homeless Shelter - ES(181)	136	152	16	11%	0%
Butler - Hope House Rescue Mission - Center of Hope - ES(720)	144	150	53	35%	0%
Butler - Hope House Rescue Mission - Hope House - ES(232)	198	226	50	22%	0%
Butler - Mercy Franciscan at St. Raphael - ES(339)	31	33	6	18%	0%
Butler - Serve City - Chosen - ES(268)	405	452	211	47%	0%
Champaign - Caring Kitchen - ES(217)	127	135	40	30%	0%
Clark - IHN of Clark County - Hartley House - ES(325)	274	351	57	16%	0%
Clark - IHN of Clark County - Hartley House Overflow - ES - Voucher (1021)	0	0	0	N/A	0%
Clark - IHN of Clark County - Norm's Place - ES(288)	209	222	43	19%	0%
Clark - IHN of Clark County - Norm's Place Overflow - ES - Voucher(728)	113	118	11	9%	0%
Clermont - Clermont County Community Services - James Saul's - ES (293)	384	386	48	12%	0%
Clinton - Clinton County Services - Clinton Co Homeless Shelter - ES (190)	171	187	22	12%	0%
Columbiana - Columbiana County Community Action Agency - ES(83)	85	88	3	3%	0%
Columbiana - Columbiana County MHC - Kendall Home - ES(1012)	60	60	3	5%	0%
Coshocton - KnoHoCo Ashland CAC - ES(261)	64	65	19	29%	0%
Darke - Community Action Partnership of the Greater Dayton Area - ES (713)	60	67	12	18%	0%
Defiance - Northwestern Ohio CAC - The PATH Center - ES(116)	178	200	30	15%	0%
Delaware - Family Promise of Delaware County - IHN - ES(717)	74	74	12	16%	0%
Erie - VOA of Northwest Ohio - Crossroads - ES(136)	237	304	48	16%	0%
Fairfield - Lancaster Fairfield CAA - Lancaster Fairfield CAA Family Shelter - ES(260)	43	43	7	16%	0%
Fairfield - LSS of Central Ohio - ADAMH Housing Program - ES(1578)	0	0	0	N/A	0%
Fairfield - Lutheran Social Services - Fairfield County Emergency Shelter - ES(25)	276	320	45	14%	0%
Fairfield - Lutheran Social Services - HCHV 90 Day - ES - VET(704)	55	59	25	42%	0%
Fayette - CAC of Fayette County - Brick House - ES(22)	72	72	8	11%	0%
Fayette - CAC of Fayette County - Motel Voucher- ES(172)	0	0	0	N/A	0%
Greene - American Red Cross of Greene County - Emergency Housing - ES(221)	72	72	7	10%	0%
Greene - IHN of Greene County - Churches - ES(731)	25	25	3	12%	0%
Highland - Highland County Homeless Shelter - ES(241)	98	105	14	13%	0%
Huron - Erie Huron Counties CAC - Norwalk Homeless Shelter - ES(233)	18	18	2	11%	0%
Jefferson - Urban Mission Ministries - Hutton House - ES(310)	39	39	1	3%	0%
Lake - Ecumenical Shelter Network - Project Hope for the Homeless - ES (209)	273	314	24	8%	0%

Run Date: 1/13/16

Accessing Mainstream Resources and Earned Income

Gain or Increase Income

Report Date Range: 1/1/2015 12:00:00 AM through 1/1/2016 12:00:00 AM

Goal: At least 30% of adult participants in Emergency Shelters will gain or increase total income by end of reporting period or at exit.

Provider	Total Adults	Total Program Stays	Increased Income	%	Missing Data
Licking - Salvation Army Licking County - ES(188)	411	428	91	21%	0%
Logan - Churches - Logan County Homeless Shelter - ES(1025)	13	13	2	15%	0%
Lorain - Family Promise of Lorain County - IHN - ES(522)	22	22	3	14%	0%
Lorain - Neighborhood Alliance - Haven Center - ES(256)	288	326	46	14%	0%
Lorain - Salvation Army Oberlin Service Unit - ES - Vouchers(866)	0	0	0	N/A	0%
Madison - CAODMU - Homeless Assistance Grant - ES(1026)	40	40	21	53%	0%
Marion - Marion Shelter Program - Family Facility - ES(395)	166	177	45	25%	0%
Marion - Marion Shelter Program - Men's Facility - ES(203)	168	203	31	15%	0%
Miami - Family Abuse Shelter of Miami County - Buckeye House - ES(64)	157	167	101	60%	0%
Miami - Family Abuse Shelter of Miami County - Franklin House - ES(65)	158	172	78	45%	0%
Muskingum - Salvation Army of Zanesville - ES(201)	196	213	33	15%	0%
Pickaway - Pickaway County CAO - VA HCHV 90 day - ES - SM - VET (748)	95	97	16	16%	0%
Pike - Pike County Outreach Council of Churches - Bridgehaven Shelter - ES(240)	96	99	6	6%	0%
Portage - Family and Community Services - Housing & Emergency Support Services - ES Overflow(153)	0	0	0	N/A	0%
Portage - Family and Community Services - Miller Community House - ES(152)	131	131	25	19%	0%
Preble - Home is the Foundation - ES(1564)	19	21	0	0%	0%
Preble - Home is the Foundation - TH(1595)	4	4	0	0%	0%
Richland - Harmony House - ES(119)	454	473	63	13%	0%
Ross - Ross County CAC - Men's Shelter - ES(755)	46	51	3	6%	0%
Ross - Seeds of Hope - ES(1060)	8	9	3	33%	0%
Sandusky - Liberty Center of Sandusky County - Liberty Center - ES(175)	82	84	30	36%	0%
Scioto - Scioto Christian Ministries - ES(199)	358	359	20	6%	0%
Trumbull - Urban League - Amos Christy House - ES(252)	324	384	9	2%	0%
Trumbull - Warren Trumbull Urban League - Warren Family Mission - ES (1418)	0	0	0	N/A	0%
Tuscarawas - Friends of the Homeless - Tuscarawas County Shelter - ES (341)	152	173	27	16%	0%
Vinton - Sojourners Care Network - ES(856)	0	0	0	N/A	0%
Vinton Sojourners Care Network - RHY BCPes(1375)	0	0	0	N/A	0%
Warren - IHN of Warren County - ES(224)	57	59	13	22%	0%
Warren - New Housing Ohio - Bernies Place - ES(386)	100	130	13	10%	0%
Wayne - Salvation Army Wooster - Salvation Army Shelter - ES(226)	262	278	61	22%	0%
			Average:	19%	

Accessing Mainstream Resources and Earned Income

Non-Cash Benefits at Exit

Report Date Range: 1/1/2015 12:00:00 AM through 1/1/2016 12:00:00 AM

Goal: At least 50% of adult participants in Emergency Shelter will receive at least one source of non-cash benefits or health insurance at exit.

Provider	Total Adult Leavers	Non-Cash Benefits or Health Insurance at Exit	Percentage	Missing Data
Adams - Adams County Shelter for the Homeless - Adams County Shelter - ES (222)	56	49	87.5%	0%
Allen - Lima Samaritan House - ES(191)	146	140	95.9%	0%
Allen - Trinity United Methodist - Family Promise - ES(523)	3	3	100%	0%
Ashland - ACCESS Emergency Shelter - ES(566)	25	19	76%	0%
Ashtabula - Ashtabula Homeless Shelter - Samaritan House - ES(249)	111	83	74.8%	0%
Athens - LSS of Fairfield County - Athens Clem House - HCHV 90 day - ES - VET (780)	5	4	80%	0%
Belmont - Salvation Army of Belmont County - Family Homeless Shelter - ES(181)	128	102	79.7%	0%
Butler - Hope House Rescue Mission - Center of Hope - ES(720)	132	100	75.8%	1.5%
Butler - Hope House Rescue Mission - Hope House - ES(232)	175	145	82.9%	0%
Butler - Mercy Franciscan at St. Raphael - ES(339)	31	31	100%	0%
Butler - Serve City - Chosen - ES(268)	408	327	80.1%	0%
Champaign - Caring Kitchen - ES(217)	116	100	86.2%	0%
Clark - IHN of Clark County - Hartley House - ES(325)	253	214	84.6%	0%
Clark - IHN of Clark County - Hartley House Overflow - ES - Voucher(1021)	0	0	N/A	0%
Clark - IHN of Clark County - Norm's Place - ES(288)	199	189	95%	0.5%
Clark - IHN of Clark County - Norm's Place Overflow - ES - Voucher(728)	109	97	89%	0.9%
Clermont - Clermont County Community Services - James Saul's - ES(293)	366	275	75.1%	0%
Clinton - Clinton County Services - Clinton Co Homeless Shelter - ES(190)	166	112	67.5%	0.6%
Columbiana - Columbiana County Community Action Agency - ES(83)	80	67	83.8%	0%
Columbiana - Columbiana County MHC - Kendall Home - ES(1012)	54	54	100%	0%
Coshocton - KnoHoCo Ashland CAC - ES(261)	59	50	84.7%	0%
Darke - Community Action Partnership of the Greater Dayton Area - ES(713)	61	36	59%	1.6%
Defiance - Northwestern Ohio CAC - The PATH Center - ES(116)	170	139	81.8%	0%
Delaware - Family Promise of Delaware County - IHN - ES(717)	69	56	81.2%	0%
Erie - VOA of Northwest Ohio - Crossroads - ES(136)	233	187	80.3%	0%
Fairfield - Lancaster Fairfield CAA - Lancaster Fairfield CAA Family Shelter - ES (260)	34	30	88.2%	0%
Fairfield - LSS of Central Ohio - ADAMH Housing Program - ES(1578)	0	0	N/A	0%
Fairfield - Lutheran Social Services - Fairfield County Emergency Shelter - ES(25)	269	240	89.2%	0%
Fairfield - Lutheran Social Services - HCHV 90 Day - ES - VET(704)	51	51	100%	0%
Fayette - CAC of Fayette County - Brick House - ES(22)	66	63	95.5%	0%
Fayette - CAC of Fayette County - Motel Voucher- ES(172)	0	0	N/A	0%
Greene - American Red Cross of Greene County - Emergency Housing - ES(221)	68	68	100%	0%

Run Date: 1/13/16

Accessing Mainstream Resources and Earned Income

Non-Cash Benefits at Exit

Report Date Range: 1/1/2015 12:00:00 AM through 1/1/2016 12:00:00 AM

Goal: At least 50% of adult participants in Emergency Shelter will receive at least one source of non-cash benefits or health insurance at exit.

Provider	Total Adult Leavers	Non-Cash Benefits or Health Insurance at Exit	Percentage	Missing Data
Greene - IHN of Greene County - Churches - ES(731)	20	19	95%	0%
Highland - Highland County Homeless Shelter - ES(241)	98	83	84.7%	0%
Huron - Erie Huron Counties CAC - Norwalk Homeless Shelter - ES(233)	18	17	94.4%	0%
Jefferson - Urban Mission Ministries - Hutton House - ES(310)	33	33	100%	0%
Lake - Ecumenical Shelter Network - Project Hope for the Homeless - ES(209)	252	203	80.6%	0%
Licking - Salvation Army Licking County - ES(188)	394	309	78.4%	0%
Logan - Churches - Logan County Homeless Shelter - ES(1025)	9	8	88.9%	0%
Lorain - Family Promise of Lorain County - IHN - ES(522)	19	17	89.5%	26.3%
Lorain - Neighborhood Alliance - Haven Center - ES(256)	278	238	85.6%	0%
Lorain - Salvation Army Oberlin Service Unit - ES - Vouchers(866)	0	0	N/A	0%
Madison - CAODMU - Homeless Assistance Grant - ES(1026)	36	33	91.7%	0%
Marion - Marion Shelter Program - Family Facility - ES(395)	161	146	90.7%	0%
Marion - Marion Shelter Program - Men's Facility - ES(203)	175	140	80%	0%
Miami - Family Abuse Shelter of Miami County - Buckeye House - ES(64)	153	114	74.5%	0%
Miami - Family Abuse Shelter of Miami County - Franklin House - ES(65)	155	135	87.1%	0%
Muskingum - Salvation Army of Zanesville - ES(201)	190	161	84.7%	0.5%
Pickaway - Pickaway County CAO - VA HCHV 90 day - ES - SM - VET(748)	80	80	100%	0%
Pike - Pike County Outreach Council of Churches - Bridgehaven Shelter - ES(240)	91	75	82.4%	0%
Portage - Family and Community Services - Housing & Emergency Support Services - ES Overflow(153)	0	0	N/A	0%
Portage - Family and Community Services - Miller Community House - ES(152)	114	108	94.7%	0.9%
Preble - Home is the Foundation - ES(1564)	12	6	50%	0%
Preble - Home is the Foundation - TH(1595)	0	0	N/A	0%
Richland - Harmony House - ES(119)	429	308	71.8%	0.2%
Ross - Ross County CAC - Men's Shelter - ES(755)	44	36	81.8%	0%
Ross - Seeds of Hope - ES(1060)	7	6	85.7%	14.3%
Sandusky - Liberty Center of Sandusky County - Liberty Center - ES(175)	74	67	90.5%	0%
Scioto - Scioto Christian Ministries - ES(199)	345	304	88.1%	0%
Trumbull - Urban League - Amos Christy House - ES(252)	331	279	84.3%	0%
Trumbull - Warren Trumbull Urban League - Warren Family Mission - ES(1418)	0	0	N/A	0%
Tuscarawas - Friends of the Homeless - Tuscarawas County Shelter - ES(341)	133	119	89.5%	0%
Vinton - Sojourners Care Network - ES(856)	0	0	N/A	0%
Vinton Sojourners Care Network - RHY BCPes(1375)	0	0	N/A	0%
Warren - IHN of Warren County - ES(224)	53	46	86.8%	1.9%

Run Date: 1/13/16

Accessing Mainstream Resources and Earned Income

Non-Cash Benefits at Exit

Report Date Range: 1/1/2015 12:00:00 AM through 1/1/2016 12:00:00 AM

Goal: At least 50% of adult participants in Emergency Shelter will receive at least one source of non-cash benefits or health insurance at exit.

Provider	Total Adult Leavers	Non-Cash Benefits or Health Insurance at Exit	Percentage	Missing Data
Warren - New Housing Ohio - Bernies Place - ES(386)	101	77	76.2%	0%
Wayne - Salvation Army Wooster - Salvation Army Shelter - ES(226)	251	211	84.1%	0%
		Average:	85.26%	

Length of Time Homeless

Report Date Range: 1/1/2015 12:00:00 AM through 1/1/2016 12:00:00 AM

Goal: Emergency Shelters will have a participant average and median length of stay of no more than 40 days.

Provider	Average Length of Stay in Days	Median Length of Stay in Days
Adams - Adams County Shelter for the Homeless - Adams County Shelter - ES(222)	30.71	36
Allen - Lima Samaritan House - ES(191)	25.27	15
Allen - Trinity United Methodist - Family Promise - ES(523)	58.64	61
Ashland - ACCESS Emergency Shelter - ES(566)	57.84	38
Ashtabula - Ashtabula Homeless Shelter - Samaritan House - ES(249)	26.6	10.5
Athens - LSS of Fairfield County - Athens Clem House - HCHV 90 day - ES - VET(780)	69.4	55
Belmont - Salvation Army of Belmont County - Family Homeless Shelter - ES(181)	40.57	20
Butler - Hope House Rescue Mission - Center of Hope - ES(720)	59.05	42
Butler - Hope House Rescue Mission - Hope House - ES(232)	61.35	37.5
Butler - Mercy Franciscan at St. Raphael - ES(339)	65.95	65
Butler - Serve City - Chosen - ES(268)	27.92	18
Champaign - Caring Kitchen - ES(217)	29.78	19.5
Clark - IHN of Clark County - Hartley House - ES(325)	31.48	20
Clark - IHN of Clark County - Hartley House Overflow - ES - Voucher(1021)	N/A	N/A
Clark - IHN of Clark County - Norm's Place - ES(288)	29.43	20
Clark - IHN of Clark County - Norm's Place Overflow - ES - Voucher(728)	20.84	12
Clermont - Clermont County Community Services - James Saul's - ES(293)	25.13	17.5
Clinton - Clinton County Services - Clinton Co Homeless Shelter - ES(190)	30.31	18
Columbiana - Columbiana County Community Action Agency - ES(83)	30.73	24
Columbiana - Columbiana County MHC - Kendall Home - ES(1012)	34.24	30.5
Coshocton - KnoHoCo Ashland CAC - ES(261)	55.04	56
Darke - Community Action Partnership of the Greater Dayton Area - ES(713)	19.22	16
Defiance - Northwestern Ohio CAC - The PATH Center - ES(116)	23.16	23
Delaware - Family Promise of Delaware County - IHN - ES(717)	28.77	27
Erie - VOA of Northwest Ohio - Crossroads - ES(136)	22.24	15
Fairfield - Lancaster Fairfield CAA - Lancaster Fairfield CAA Family Shelter - ES(260)	49.26	51
Fairfield - LSS of Central Ohio - ADAMH Housing Program - ES(1578)	N/A	N/A
Fairfield - Lutheran Social Services - Fairfield County Emergency Shelter - ES(25)	22.28	10
Fairfield - Lutheran Social Services - HCHV 90 Day - ES - VET(704)	63.94	58
Fayette - CAC of Fayette County - Brick House - ES(22)	33.01	24
Fayette - CAC of Fayette County - Motel Voucher- ES(172)	N/A	N/A
Greene - American Red Cross of Greene County - Emergency Housing - ES(221)	30.27	33
Greene - IHN of Greene County - Churches - ES(731)	74.52	84
Highland - Highland County Homeless Shelter - ES(241)	37.88	31
Huron - Erie Huron Counties CAC - Norwalk Homeless Shelter - ES(233)	72.31	82
Jefferson - Urban Mission Ministries - Hutton House - ES(310)	61.83	75
Lake - Ecumenical Shelter Network - Project Hope for the Homeless - ES(209)	35.6	26

Run Date: 1/13/16

Length of Time Homeless

Report Date Range: 1/1/2015 12:00:00 AM through 1/1/2016 12:00:00 AM

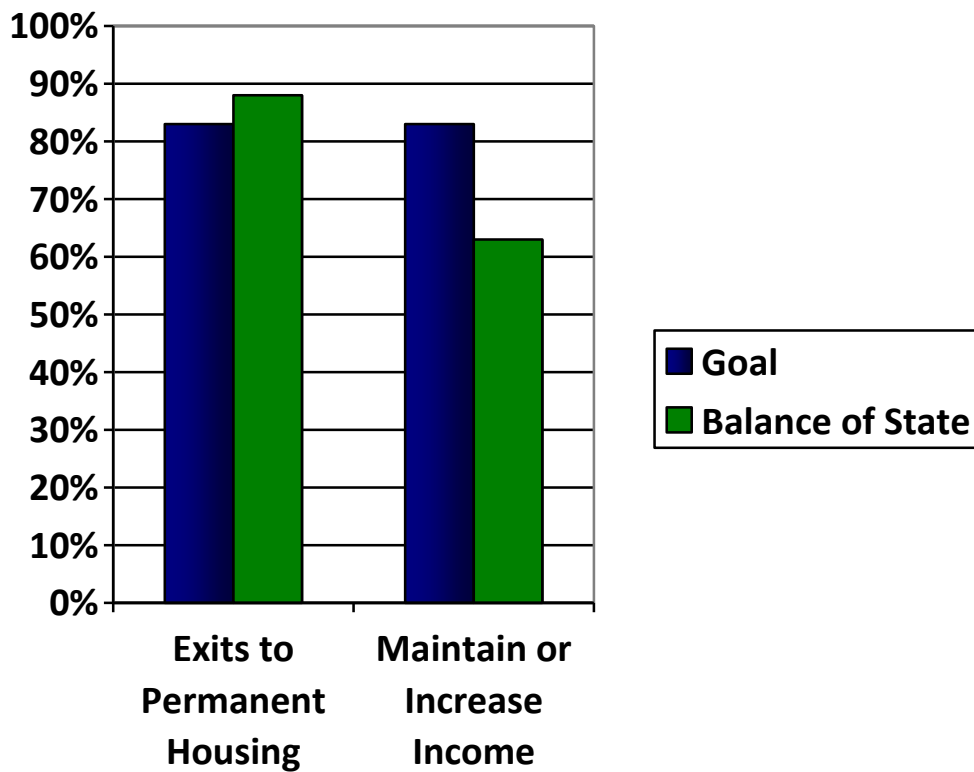
Provider	Average Length of Stay in Days	Median Length of Stay in Days
Licking - Salvation Army Licking County - ES(188)	31.98	18
Logan - Churches - Logan County Homeless Shelter - ES(1025)	65.07	61
Lorain - Family Promise of Lorain County - IHN - ES(522)	41.37	14
Lorain - Neighborhood Alliance - Haven Center - ES(256)	34.58	22
Lorain - Salvation Army Oberlin Service Unit - ES - Vouchers(866)	N/A	N/A
Madison - CAODMU - Homeless Assistance Grant - ES(1026)	25.77	22
Marion - Marion Shelter Program - Family Facility - ES(395)	27.41	16
Marion - Marion Shelter Program - Men's Facility - ES(203)	20.26	11
Miami - Family Abuse Shelter of Miami County - Buckeye House - ES(64)	25.08	23
Miami - Family Abuse Shelter of Miami County - Franklin House - ES(65)	23.86	19
Muskingum - Salvation Army of Zanesville - ES(201)	25.88	14
Pickaway - Pickaway County CAO - VA HCHV 90 day - ES - SM - VET(748)	64.68	46
Pike - Pike County Outreach Council of Churches - Bridgehaven Shelter - ES(240)	24.9	9.5
Portage - Family and Community Services - Housing & Emergency Support Services - ES Overflow(153)	N/A	N/A
Portage - Family and Community Services - Miller Community House - ES(152)	45.77	42.5
Preble - Home is the Foundation - ES(1564)	18.15	10
Preble - Home is the Foundation - TH(1595)	N/A	N/A
Richland - Harmony House - ES(119)	26.42	20
Ross - Ross County CAC - Men's Shelter - ES(755)	18.47	10
Ross - Seeds of Hope - ES(1060)	202	60
Sandusky - Liberty Center of Sandusky County - Liberty Center - ES(175)	38.13	32
Scioto - Scioto Christian Ministries - ES(199)	13.88	10
Trumbull - Urban League - Amos Christy House - ES(252)	20.12	15
Trumbull - Warren Trumbull Urban League - Warren Family Mission - ES(1418)	N/A	N/A
Tuscarawas - Friends of the Homeless - Tuscarawas County Shelter - ES(341)	55.04	38
Vinton - Sojourners Care Network - ES(856)	N/A	N/A
Vinton Sojourners Care Network - RHY BCPes(1375)	N/A	N/A
Warren - IHN of Warren County - ES(224)	29.71	26
Warren - New Housing Ohio - Bernies Place - ES(386)	34.11	23
Wayne - Salvation Army Wooster - Salvation Army Shelter - ES(226)	30.31	19
Summary:	31.73	22

Run Date: 1/13/16

Performance Measures for Transitional Housing

January to December 2015

Performance Measure	Goal	Balance of State Average
Exits to Permanent Housing	83%	79%
Gain or Increase Income	55%	30%
Non-cash Benefits or Health Insurance at Exit	85%	96%
Average Length of Stay	≤240 days	182



Obtaining and Maintaining Permanent Housing

Exits to Permanent Housing

Report Date Range: 1/1/2015 12:00:00 AM through 1/1/2016 12:00:00 AM

Goal: At least 83% of participants in Transitional Housing will move into permanent housing at exit.

Provider	Total Leavers (All Destinations)	Permanent Destinations		Missing Data	
		# of Exits	% of Exits	# of Exits	% of Exits
Ashtabula - Beatitude House - House of Blessing - TH(863)	35	29	82.9%	0	0%
Butler - YWCA of Hamilton Ohio - Goodman Place - TH(254)	12	7	58.3%	0	0%
Clark - IHN of Clark County - ILSA - TH(543)	70	70	100%	0	0%
Clark - McKinley Hall - Dimensions Women's Transitional - TH(634)	13	10	76.9%	0	0%
Clark - McKinley Hall - Wehler House - TH(767)	21	15	71.4%	0	0%
Columbiana - Community Action Agency of Columbiana - Another Chance - TH (81)	11	11	100%	0	0%
Columbiana - Family Recovery Center - Fleming House - TH(85)	35	27	77.1%	0	0%
Erie - VOA of Northwest Ohio - Crossroads Supportive Housing Program GPD - TH - VET(751)	13	11	84.6%	0	0%
Erie - VOA of Northwest Ohio - Crossroads Supportive housing program - TH (134)	127	112	88.2%	0	0%
Erie - VOA of Northwest Ohio - Serenity House supportive housing program- TH (133)	15	12	80%	0	0%
Fairfield - LSS of Fairfield County - Art Kiefer Veterans House - GPD - TH - VET (776)	12	11	91.7%	0	0%
Fayette - CAC of Fayette County - CAC Transitional Housing - TH(24)	29	26	89.7%	0	0%
Gallia - Woodland Centers - OHSHP - DH - TH(740)	25	13	52%	2	8%
Greene - American Red Cross of Greene County - Housing Program - TH(551)	82	69	84.1%	6	7.3%
Greene - CAP of the Greater Dayton Area - Harding Place Transitional Housing - TH(157)	48	42	87.5%	0	0%
Greene - Housing Solutions of Greene County - HSGC - TH(1421)	1	1	100%	0	0%
Greene - Women's Recovery Center, Inc. - TH(570)	3	1	33.3%	1	33.3%
Hancock - Findlay Hope House for the Homeless - Transitional Housing - TH (446)	40	14	35%	0	0%
Hocking - Hocking MHA - Transitional Housing Scattered Site - TH(536)	0	0	N/A		
Huron - Catholic Charities Toledo - Miriam House Transitional Housing - TH(122)	35	30	85.7%	0	0%
Lake - Lifeline, Inc. - Transitional Housing TH(1326)	6	6	100%	0	0%
Lake - New Directions for Living - TH(415)	25	20	80%	0	0%
Lawrence - Ironton Lawrence CAO - One Stop TH Program - TH(138)	50	49	98%	0	0%
Licking - Goodwill of Licking and Knox Counties - GPD - TH - VET(749)	6	6	100%	0	0%
Licking - Licking County Coalition for Housing - LCCH - TH(251)	97	86	88.7%	0	0%
Lorain - Family and Community Services - Valor Home GPD - TH(1229)	31	16	51.6%	6	19.4%
Lorain - HM Housing Development Corporation - FAITH House - TH(120)	18	12	66.7%	0	0%
Lorain - YWCA of Elyria - Women's Campus Project - TH(124)	43	43	100%	0	0%
Marion - Marion Shelter Program - Men's Transitional Housing - TH(204)	1	1	100%	0	0%
Miami - Community Housing of Darke, Miami and Shelby Co - Transitional Housing - TH(299)	25	15	60%	0	0%
Miami - Family Abuse Shelter of Miami County - Transitional Housing Renewal - TH(67)	16	14	87.5%	1	6.3%
Ottawa - Ottawa County Transitional Housing HUD - Ruth Ann's House - TH - DV(131)	13	4	30.8%	3	23.1%

Run Date: 1/13/16

Obtaining and Maintaining Permanent Housing

Exits to Permanent Housing

Report Date Range: 1/1/2015 12:00:00 AM through 1/1/2016 12:00:00 AM

Goal: At least 83% of participants in Transitional Housing will move into permanent housing at exit.

Provider	Total Leavers (All Destinations)	Permanent Destinations		Missing Data	
		# of Exits	% of Exits	# of Exits	% of Exits
Pickaway - Pickaway County CAO - Haven House Supportive Housing Project - TH - DV(126)	48	47	97.9%	0	0%
Pickaway - Pickaway County CAO - Pickaway County GPD - TH(127)	8	8	100%	0	0%
Portage - Coleman Professional Services - HAP Transitional Subsidy- TH(703)	0	0	N/A		
Portage - Family and Community Services - Freedom House - VA GPD Project - TH - VET(550)	32	21	65.6%	2	6.3%
Portage - Family and Community Services - Kent - TH(530)	0	0	N/A		
Portage - Family and Community Services - Portage Area Transitional Housing 2 - TH(531)	16	11	68.8%	5	31.3%
Portage - Family and Community Services - Portage Area Transitional Housing 3 - TH(91)	25	21	84%	0	0%
Richland - Center for Individuals and Family Services - Next Step - TH(104)	6	4	66.7%	0	0%
Richland - VOA of Greater Ohio - Mansfield Transitional Housing Program - TH (113)	55	43	78.2%	0	0%
Sandusky - WSOS CAC - WSOS Homenet - TH(14)	41	35	85.4%	0	0%
Scioto - Counseling Center, Inc. - OHSHP Women's program - TH(741)	0	0	N/A		
Scioto - Counseling Center - OHSHP Men's program - TH(742)	0	0	N/A		
Scioto - Counseling Center - Stepping Stone House - TH(406)	0	0	N/A		
Scioto - Counseling Center - Transitional Living - TH(416)	92	24	26.1%	56	60.9%
Seneca - New Housing Ohio, Inc. - Morrison House - TH(1017)	49	35	71.4%	1	2%
Summit - CANAPI - HOPWA TH(1658)	0	0	N/A		
Trumbull - Beatitude House - House of Blessing Warren - TH(109)	40	40	100%	0	0%
Trumbull - Family and Community Services - Vet Haven GPD - TH(1282)	14	6	42.9%	2	14.3%
Tuscarawas - Personal & Family Counseling - TH(354)	26	9	34.6%	0	0%
Union - MHRB of Union County - Homeward Bound - TH(59)	25	19	76%	1	4%
Van Wert - YWCA of Van Wert County - Transitional Living Program - TH(561)	34	16	47.1%	0	0%
Vinton - Sojourners Care Network - TH(857)	9	6	66.7%	2	22.2%
Warren - Warren MHA - Transitions - TH(56)	190	190	100%	0	0%

Average: 79.3%

Accessing Mainstream Resources and Earned Income

Gain or Increase Income

Report Date Range: 1/1/2015 12:00:00 AM through 1/1/2016 12:00:00 AM

Goal: At least 55% of adult participants in Transitional Housing will gain or increase total income by end of reporting period or at exit.

Provider	Total Adults	Total Program Stays	Increased Income	%	Missing Data
Ashtabula - Beatitude House - House of Blessing - TH(863)	21	21	5	24%	0%
Butler - YWCA of Hamilton Ohio - Goodman Place - TH(254)	22	22	10	45%	0%
Clark - IHN of Clark County - ILSA - TH(543)	60	61	5	8%	0%
Clark - McKinley Hall - Dimensions Women's Transitional - TH(634)	12	12	0	0%	0%
Clark - McKinley Hall - Wehler House - TH(767)	26	29	8	28%	0%
Columbiana - Community Action Agency of Columbiana - Another Chance - TH(81)	6	6	2	33%	0%
Columbiana - Family Recovery Center - Fleming House - TH(85)	23	23	14	61%	0%
Erie - VOA of Northwest Ohio - Crossroads Supportive Housing Program GPD - TH - VET(751)	21	21	9	43%	0%
Erie - VOA of Northwest Ohio - Crossroads Supportive housing program - TH(134)	92	92	26	28%	0%
Erie - VOA of Northwest Ohio - Serenity House supportive housing program- TH(133)	27	27	6	22%	0%
Fairfield - LSS of Fairfield County - Art Kiefer Veterans House - GPD - TH - VET(776)	20	20	5	25%	0%
Fayette - CAC of Fayette County - CAC Transitional Housing - TH(24)	19	19	1	5%	0%
Gallia - Woodland Centers - OHSHP - DH - TH(740)	26	32	2	6%	0%
Greene - American Red Cross of Greene County - Housing Program - TH (551)	39	39	7	18%	0%
Greene - CAP of the Greater Dayton Area - Harding Place Transitional Housing - TH(157)	64	64	40	63%	0%
Greene - Housing Solutions of Greene County - HSGC - TH(1421)	1	1	0	0%	0%
Greene - Women's Recovery Center, Inc. - TH(570)	4	4	0	0%	0%
Hancock - Findlay Hope House for the Homeless - Transitional Housing - TH(446)	29	29	12	41%	0%
Hocking - Hocking MHA - Transitional Housing Scattered Site - TH(536)	1	1	0	0%	0%
Huron - Catholic Charities Toledo - Miriam House Transitional Housing - TH(122)	18	19	9	47%	0%
Lake - Lifeline, Inc. - Transitional Housing TH(1326)	6	6	4	67%	0%
Lake - New Directions for Living - TH(415)	33	36	8	22%	0%
Lawrence - Ironton Lawrence CAO - One Stop TH Program - TH(138)	53	53	30	57%	0%
Licking - Goodwill of Licking and Knox Counties - GPD - TH - VET(749)	9	9	4	44%	0%
Licking - Licking County Coalition for Housing - LCCH - TH(251)	101	101	25	25%	0%
Lorain - Family and Community Services - Valor Home GPD - TH(1229)	51	52	9	17%	0%
Lorain - HM Housing Development Corporation - FAITH House - TH(120)	12	12	2	17%	0%
Lorain - YWCA of Elyria - Women's Campus Project - TH(124)	33	33	13	39%	0%
Marion - Marion Shelter Program - Men's Transitional Housing - TH(204)	2	2	0	0%	0%
Miami - Community Housing of Darke, Miami and Shelby Co - Transitional Housing - TH(299)	28	28	7	25%	0%
Miami - Family Abuse Shelter of Miami County - Transitional Housing Renewal - TH(67)	16	16	12	75%	0%
Ottawa - Ottawa County Transitional Housing HUD - Ruth Ann's House - TH - DV(131)	15	15	3	20%	0%
Pickaway - Pickaway County CAO - Haven House Supportive Housing Project - TH - DV(126)	32	33	5	15%	0%
Pickaway - Pickaway County CAO - Pickaway County GPD - TH(127)	13	14	6	43%	0%
Portage - Coleman Professional Services - HAP Transitional Subsidy- TH (703)	0	0	0	N/A	0%

Run Date: 1/13/16

Accessing Mainstream Resources and Earned Income

Gain or Increase Income

Report Date Range: 1/1/2015 12:00:00 AM through 1/1/2016 12:00:00 AM

Goal: At least 55% of adult participants in Transitional Housing will gain or increase total income by end of reporting period or at exit.

Provider	Total Adults	Total Program Stays	Increased Income	%	Missing Data
Portage - Family and Community Services - Freedom House - VA GPD Project - TH - VET(550)	40	40	11	28%	0%
Portage - Family and Community Services - Kent - TH(530)	0	0	0	N/A	0%
Portage - Family and Community Services - Portage Area Transitional Housing 2 - TH(531)	19	19	3	16%	0%
Portage - Family and Community Services - Portage Area Transitional Housing 3 - TH(91)	35	35	21	60%	0%
Richland - Center for Individuals and Family Services - Next Step - TH (104)	9	9	1	11%	0%
Richland - VOA of Greater Ohio - Mansfield Transitional Housing Program - TH(113)	80	80	41	51%	0%
Sandusky - WSOS CAC - WSOS Homenet - TH(14)	53	53	11	21%	0%
Scioto - Counseling Center, Inc. - OHSHP Women's program - TH(741)	0	0	0	N/A	0%
Scioto - Counseling Center - OHSHP Men's program - TH(742)	0	0	0	N/A	0%
Scioto - Counseling Center - Stepping Stone House - TH(406)	0	0	0	N/A	0%
Scioto - Counseling Center - Transitional Living - TH(416)	103	104	10	10%	0%
Seneca - New Housing Ohio, Inc. - Morrison House - TH(1017)	46	48	14	29%	0%
Summit - CANAPI - HOPWA TH(1658)	0	0	0	N/A	0%
Trumbull - Beatitude House - House of Blessing Warren - TH(109)	26	26	6	23%	0%
Trumbull - Family and Community Services - Vet Haven GPD - TH(1282)	32	32	1	3%	0%
Tuscarawas - Personal & Family Counseling - TH(354)	38	42	11	26%	0%
Union - MHRB of Union County - Homeward Bound - TH(59)	30	32	12	38%	0%
Van Wert - YWCA of Van Wert County - Transitional Living Program - TH (561)	23	24	1	4%	0%
Vinton - Sojourners Care Network - TH(857)	13	13	3	23%	0%
Warren - Warren MHA - Transitions - TH(56)	108	109	54	50%	0%
			Average:	30%	

Accessing Mainstream Resources and Earned Income

Non-Cash Benefits at Exit

Report Date Range: 1/1/2015 12:00:00 AM through 1/1/2016 12:00:00 AM

Goal: At least 85% of adult participants in Transitional Housing will receive at least one source of non-cash benefits or health insurance at exit.

Provider	Total Adult Leavers	Non-Cash Benefits or Health Insurance at Exit	Percentage	Missing Data
Ashtabula - Beatitude House - House of Blessing - TH(863)	12	12	100%	0%
Butler - YWCA of Hamilton Ohio - Goodman Place - TH(254)	12	11	91.7%	0%
Clark - IHN of Clark County - ILSA - TH(543)	45	39	86.7%	0%
Clark - McKinley Hall - Dimensions Women's Transitional - TH(634)	7	7	100%	0%
Clark - McKinley Hall - Wehler House - TH(767)	19	19	100%	0%
Columbiana - Community Action Agency of Columbiana - Another Chance - TH(81)	6	5	83.3%	0%
Columbiana - Family Recovery Center - Fleming House - TH(85)	16	16	100%	18.8%
Erie - VOA of Northwest Ohio - Crossroads Supportive Housing Program GPD - TH - VET(751)	13	13	100%	0%
Erie - VOA of Northwest Ohio - Crossroads Supportive housing program - TH(134)	72	66	91.7%	0%
Erie - VOA of Northwest Ohio - Serenity House supportive housing program- TH (133)	15	15	100%	0%
Fairfield - LSS of Fairfield County - Art Kiefer Veterans House - GPD - TH - VET (776)	12	11	91.7%	0%
Fayette - CAC of Fayette County - CAC Transitional Housing - TH(24)	14	14	100%	0%
Gallia - Woodland Centers - OHSHP - DH - TH(740)	25	25	100%	0%
Greene - American Red Cross of Greene County - Housing Program - TH(551)	36	36	100%	0%
Greene - CAP of the Greater Dayton Area - Harding Place Transitional Housing - TH(157)	48	45	93.8%	0%
Greene - Housing Solutions of Greene County - HSGC - TH(1421)	1	0	0%	0%
Greene - Women's Recovery Center, Inc. - TH(570)	3	3	100%	0%
Hancock - Findlay Hope House for the Homeless - Transitional Housing - TH(446)	23	22	95.7%	0%
Hocking - Hocking MHA - Transitional Housing Scattered Site - TH(536)	0	0	N/A	0%
Huron - Catholic Charities Toledo - Miriam House Transitional Housing - TH(122)	15	15	100%	0%
Lake - Lifeline, Inc. - Transitional Housing TH(1326)	4	4	100%	0%
Lake - New Directions for Living - TH(415)	17	16	94.1%	0%
Lawrence - Ironton Lawrence CAO - One Stop TH Program - TH(138)	37	35	94.6%	0%
Licking - Goodwill of Licking and Knox Counties - GPD - TH - VET(749)	6	6	100%	0%
Licking - Licking County Coalition for Housing - LCCH - TH(251)	56	55	98.2%	0%
Lorain - Family and Community Services - Valor Home GPD - TH(1229)	31	30	96.8%	0%
Lorain - HM Housing Development Corporation - FAITH House - TH(120)	7	7	100%	0%
Lorain - YWCA of Elyria - Women's Campus Project - TH(124)	22	22	100%	0%
Marion - Marion Shelter Program - Men's Transitional Housing - TH(204)	1	1	100%	0%
Miami - Community Housing of Darke, Miami and Shelby Co - Transitional Housing - TH(299)	23	21	91.3%	0%

Run Date: 1/13/16

Accessing Mainstream Resources and Earned Income

Non-Cash Benefits at Exit

Report Date Range: 1/1/2015 12:00:00 AM through 1/1/2016 12:00:00 AM

Goal: At least 85% of adult participants in Transitional Housing will receive at least one source of non-cash benefits or health insurance at exit.

Provider	Total Adult Leavers	Non-Cash Benefits or Health Insurance at Exit	Percentage	Missing Data
Miami - Family Abuse Shelter of Miami County - Transitional Housing Renewal - TH (67)	16	15	93.8%	0%
Ottawa - Ottawa County Transitional Housing HUD - Ruth Ann's House - TH - DV (131)	9	9	100%	0%
Pickaway - Pickaway County CAO - Haven House Supportive Housing Project - TH - DV(126)	28	28	100%	0%
Pickaway - Pickaway County CAO - Pickaway County GPD - TH(127)	8	8	100%	0%
Portage - Coleman Professional Services - HAP Transitional Subsidy- TH(703)	0	0	N/A	0%
Portage - Family and Community Services - Freedom House - VA GPD Project - TH - VET(550)	32	31	96.9%	0%
Portage - Family and Community Services - Kent - TH(530)	0	0	N/A	0%
Portage - Family and Community Services - Portage Area Transitional Housing 2 - TH(531)	6	6	100%	0%
Portage - Family and Community Services - Portage Area Transitional Housing 3 - TH(91)	25	23	92%	0%
Richland - Center for Individuals and Family Services - Next Step - TH(104)	6	6	100%	0%
Richland - VOA of Greater Ohio - Mansfield Transitional Housing Program - TH (113)	55	51	92.7%	0%
Sandusky - WSOS CAC - WSOS Homenet - TH(14)	27	25	92.6%	0%
Scioto - Counseling Center, Inc. - OHSHP Women's program - TH(741)	0	0	N/A	0%
Scioto - Counseling Center - OHSHP Men's program - TH(742)	0	0	N/A	0%
Scioto - Counseling Center - Stepping Stone House - TH(406)	0	0	N/A	0%
Scioto - Counseling Center - Transitional Living - TH(416)	75	75	100%	4%
Seneca - New Housing Ohio, Inc. - Morrison House - TH(1017)	37	29	78.4%	0%
Summit - CANAPI - HOPWA TH(1658)	0	0	N/A	0%
Trumbull - Beatitude House - House of Blessing Warren - TH(109)	14	14	100%	0%
Trumbull - Family and Community Services - Vet Haven GPD - TH(1282)	14	12	85.7%	0%
Tuscarawas - Personal & Family Counseling - TH(354)	28	26	92.9%	0%
Union - MHRB of Union County - Homeward Bound - TH(59)	26	26	100%	0%
Van Wert - YWCA of Van Wert County - Transitional Living Program - TH(561)	14	14	100%	7.1%
Vinton - Sojourners Care Network - TH(857)	9	9	100%	0%
Warren - Warren MHA - Transitions - TH(56)	67	67	100%	0%
		Average:	96.47%	

Length of Time Homeless

Report Date Range: 1/1/2015 12:00:00 AM through 1/1/2016 12:00:00 AM

Goal: Transitional Housing projects will have a participant average and median length of stay of no more than 240 days.

Provider	Average Length of Stay in Days	Median Length of Stay in Days
Ashtabula - Beatitude House - House of Blessing - TH(863)	200.29	168
Butler - YWCA of Hamilton Ohio - Goodman Place - TH(254)	232.67	159
Clark - IHN of Clark County - ILSA - TH(543)	139.03	138
Clark - McKinley Hall - Dimensions Women's Transitional - TH(634)	169.69	154
Clark - McKinley Hall - Wehler House - TH(767)	147.33	113
Columbiana - Community Action Agency of Columbiana - Another Chance - TH(81)	175.73	187
Columbiana - Family Recovery Center - Fleming House - TH(85)	227.14	157
Erie - VOA of Northwest Ohio - Crossroads Supportive Housing Program GPD - TH - VET(751)	118.46	49
Erie - VOA of Northwest Ohio - Crossroads Supportive housing program - TH(134)	117.35	85
Erie - VOA of Northwest Ohio - Serenity House supportive housing program- TH(133)	361.6	298
Fairfield - LSS of Fairfield County - Art Kiefer Veterans House - GPD - TH - VET(776)	162.67	83.5
Fayette - CAC of Fayette County - CAC Transitional Housing - TH(24)	233.79	243
Gallia - Woodland Centers - OHSHP - DH - TH(740)	34.07	27
Greene - American Red Cross of Greene County - Housing Program - TH(551)	83.1	68
Greene - CAP of the Greater Dayton Area - Harding Place Transitional Housing - TH(157)	113.04	110
Greene - Housing Solutions of Greene County - HSGC - TH(1421)	119	119
Greene - Women's Recovery Center, Inc. - TH(570)	312	295
Hancock - Findlay Hope House for the Homeless - Transitional Housing - TH(446)	123.48	81.5
Hocking - Hocking MHA - Transitional Housing Scattered Site - TH(536)	N/A	N/A
Huron - Catholic Charities Toledo - Miriam House Transitional Housing - TH(122)	135	147
Lake - Lifeline, Inc. - Transitional Housing TH(1326)	218.17	203
Lake - New Directions for Living - TH(415)	334.56	329
Lawrence - Ironton Lawrence CAO - One Stop TH Program - TH(138)	323.3	307
Licking - Goodwill of Licking and Knox Counties - GPD - TH - VET(749)	231.33	147
Licking - Licking County Coalition for Housing - LCCH - TH(251)	315.92	306
Lorain - Family and Community Services - Valor Home GPD - TH(1229)	137.77	151
Lorain - HM Housing Development Corporation - FAITH House - TH(120)	301.44	280
Lorain - YWCA of Elyria - Women's Campus Project - TH(124)	229.53	220
Marion - Marion Shelter Program - Men's Transitional Housing - TH(204)	239	239
Miami - Community Housing of Darke, Miami and Shelby Co - Transitional Housing - TH(299)	62.04	42
Miami - Family Abuse Shelter of Miami County - Transitional Housing Renewal - TH(67)	135	100.5
Ottawa - Ottawa County Transitional Housing HUD - Ruth Ann's House - TH - DV(131)	191.54	93
Pickaway - Pickaway County CAO - Haven House Supportive Housing Project - TH - DV(126)	99.31	42.5
Pickaway - Pickaway County CAO - Pickaway County GPD - TH(127)	219	208
Portage - Coleman Professional Services - HAP Transitional Subsidy- TH(703)	N/A	N/A
Portage - Family and Community Services - Freedom House - VA GPD Project - TH - VET(550)	153	127
Portage - Family and Community Services - Kent - TH(530)	N/A	N/A

Run Date: 1/13/16

Length of Time Homeless

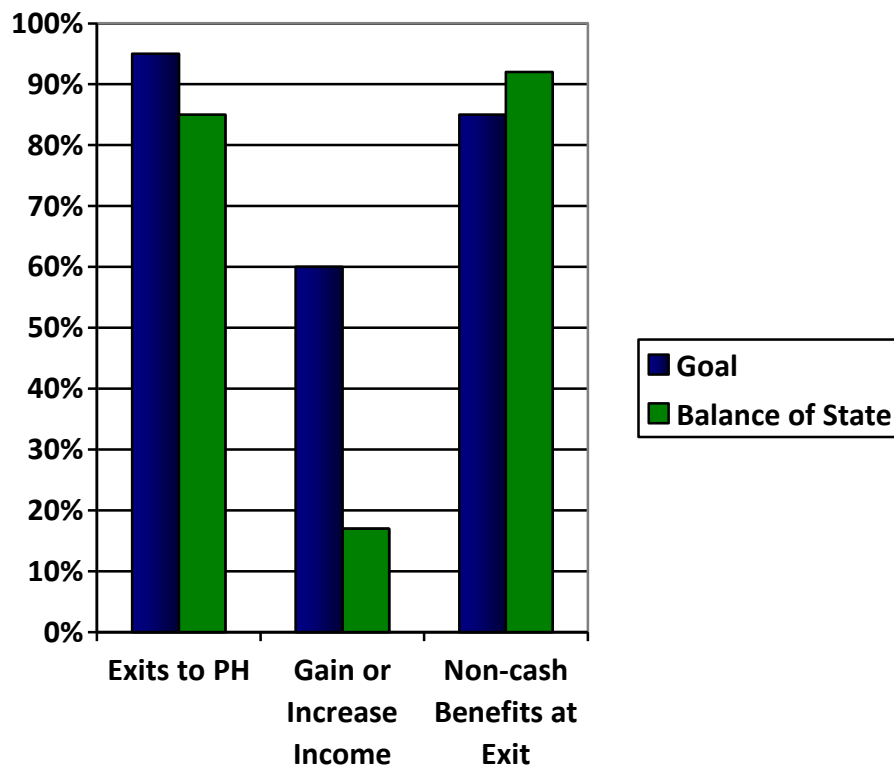
Report Date Range: 1/1/2015 12:00:00 AM through 1/1/2016 12:00:00 AM

Provider	Average Length of Stay in Days	Median Length of Stay in Days
Portage - Family and Community Services - Portage Area Transitional Housing 2 - TH(531)	216.69	183
Portage - Family and Community Services - Portage Area Transitional Housing 3 - TH(91)	174.88	183
Richland - Center for Individuals and Family Services - Next Step - TH(104)	226.83	213
Richland - VOA of Greater Ohio - Mansfield Transitional Housing Program - TH(113)	169.56	119
Sandusky - WSOS CAC - WSOS Homenet - TH(14)	151.49	165
Scioto - Counseling Center, Inc. - OHSHP Women's program - TH(741)	N/A	N/A
Scioto - Counseling Center - OHSHP Men's program - TH(742)	N/A	N/A
Scioto - Counseling Center - Stepping Stone House - TH(406)	N/A	N/A
Scioto - Counseling Center - Transitional Living - TH(416)	142.65	111
Seneca - New Housing Ohio, Inc. - Morrison House - TH(1017)	91.16	68
Summit - CANAPI - HOPWA TH(1658)	N/A	N/A
Trumbull - Beatitude House - House of Blessing Warren - TH(109)	236.5	206
Trumbull - Family and Community Services - Vet Haven GPD - TH(1282)	324.71	267.5
Tuscarawas - Personal & Family Counseling - TH(354)	93.57	122.5
Union - MHRB of Union County - Homeward Bound - TH(59)	90.77	56.5
Van Wert - YWCA of Van Wert County - Transitional Living Program - TH(561)	171.15	144.5
Vinton - Sojourners Care Network - TH(857)	132.33	85
Warren - Warren MHA - Transitions - TH(56)	278.53	280
Summary:	182.31	154

Performance Measures for Rapid Rehousing

January to December 2015

Performance Measure	Goal	Balance of State Average
Exits to Permanent Housing	95%	85%
Gain or Increase Income	60%	17%
Non-cash Benefits or Health Insurance at Exit	85%	92%
Average Length of Stay	≤150 days	77
Average Length of Time to Rehouse	≤21 days	17



Obtaining and Maintaining Permanent Housing

Exits to Permanent Housing

Report Date Range: 1/1/2015 12:00:00 AM through 1/1/2016 12:00:00 AM

Goal: At least 95% of participants in Rapid Rehousing will move into permanent housing at exit.

Provider	Total Leavers (All Destinations)	Permanent Destinations		Missing Data	
		# of Exits	% of Exits	# of Exits	% of Exits
Adams - Adams Brown Counties Economic Opportunities - HCRP RRH(984)	62	44	71%	1	1.6%
Allen - LACCA - HCRP RRH(913)	43	43	100%	0	0%
Ashland - Appleseed CMHC - HCRP RRH(870)	21	21	100%	0	0%
Ashland - Appleseed Rapid Housing - RRH(1637)	13	10	76.9%	0	0%
Ashtabula - Ashtabula County CHDO - HCRP RRH(1338)	31	25	80.6%	3	9.7%
Ashtabula - Catholic Charities of Ashtabula County - HCRP RRH(873)	45	41	91.1%	4	8.9%
Athens - Integrated Services - HCRP RRH(952)	44	44	100%	0	0%
Auglaize - Sources Community Network Services - HCRP RRH(929)	0	0	N/A		
Belmont - Crossroads Counseling Services - HCRP RRH(889)	6	3	50%	3	50%
BofSCoC - The Salvation Army, a New York Corporation - RROhio - TH(607)	488	339	69.5%	1	0.2%
Butler - Hope House Rescue Mission - Center of Hope - HCRP RRH(1666)	0	0	N/A		
Butler - Hope House Rescue Mission - Hope House - HCRP RRH(1665)	2	2	100%	0	0%
Butler - Serve City, Inc. - HCRP RRH(1667)	33	32	97%	0	0%
Champaign - Residential Administrators, Inc. - HCRP RRH(1336)	50	50	100%	0	0%
Champaign - TriCounty CAC - HCRP RRH(942)	0	0	N/A		
Clark - IHN of Clark County - City Project - HCRP RRH(1013)	29	29	100%	0	0%
Clark - IHN of Clark County - HCRP RRH(948)	71	57	80.3%	1	1.4%
Clermont - Clermont County Community Services - HCRP RRH(925)	101	101	100%	0	0%
Clermont - Lifepoint Solutions - HCRP RRH(923)	36	30	83.3%	0	0%
Clinton - Clinton County Services for the Homeless - HCRP RRH(954)	35	29	82.9%	4	11.4%
Columbiana - Community Action Agency of Columbiana - BoS - SSVF RRH (1094)	36	32	88.9%	3	8.3%
Columbiana - Community Action Agency of Columbiana - HCRP RRH(878)	88	88	100%	0	0%
Columbiana - Community Action Agency of Columbiana - Mahoning County - SSVF RRH(1331)	6	6	100%	0	0%
Coshocton - Knohoco Ashland CAC - HCRP RRH(997)	16	11	68.8%	6	37.5%
Darke - Community Action Partnership of Greater Dayton - HCRP RRH(919)	48	48	100%	0	0%
Defiance - Maumee Valley Guidance Center - SSVF RRH(860)	20	18	90%	0	0%
Defiance - Northwestern Ohio CAC - HCRP RRH(933)	66	64	97%	0	0%
Delaware - Salvation Army Columbus Area Services - HCRP RRH(956)	84	80	95.2%	2	2.4%
Delaware - Salvation Army Columbus Area Services - SSVF RRH(1318)	140	121	86.4%	8	5.7%
Delaware - Salvation Army Columbus Area Services - Youth Counts - HCRP RRH(959)	10	4	40%	0	0%
Erie - VOA of Northwest Ohio - HCRP RRH(907)	41	34	82.9%	0	0%
Fairfield - Lancaster Fairfield CAA - HCRP RRH(893)	18	18	100%	0	0%
Fairfield - Lutheran Social Services of Southern Ohio - SSVF RRH(1357)	113	99	87.6%	0	0%
Fayette - CAC of Fayette County - HCRP RRH(969)	33	33	100%	0	0%
Greene - Community Action Partnership of the Greater Dayton Area - HCRP RRH(950)	86	81	94.2%	4	4.7%
Hancock - Findlay Hope House for the Homeless - HCRP RRH(938)	161	85	52.8%	40	24.8%
Hancock - HHWP Community Action Commission - HCRP RRH(911)	6	6	100%	0	0%
Highland - CAC of Fayette County - HCRP RRH(971)	9	9	100%	0	0%

Run Date: 1/13/16

Obtaining and Maintaining Permanent Housing

Exits to Permanent Housing

Report Date Range: 1/1/2015 12:00:00 AM through 1/1/2016 12:00:00 AM

Goal: At least 95% of participants in Rapid Rehousing will move into permanent housing at exit.

Provider	Total Leavers (All Destinations)	Permanent Destinations		Missing Data	
		# of Exits	% of Exits	# of Exits	% of Exits
Hocking - Integrated Services - HCRP RRH(1008)	36	33	91.7%	0	0%
Holmes - Knohoco Ashland CAC - HCRP RRH(995)	8	8	100%	0	0%
Huron - Catholic Charities Diocese of Toledo - HCRP RRH(903)	21	21	100%	0	0%
Jackson-Vinton - Integrated Services - HCRP RRH(1006)	14	6	42.9%	8	57.1%
Jefferson - Jefferson Behavioral Health System - HCRP RRH(884)	0	0	N/A		
Jefferson - Jefferson County CAC - HCRP RRH(882)	99	99	100%	0	0%
Knox - Behavioral Healthcare Partners of Central Ohio - HCRP RRH(990)	2	2	100%	0	0%
Knox - Knohoco Ashland CAC - HCRP RRH(1000)	16	13	81.3%	0	0%
Lake - Lifeline, Inc. - HCRP RRH(1325)	77	77	100%	0	0%
Lawrence Gallia - VOA Kentucky - SSVF RRH(1097)	56	45	80.4%	7	12.5%
Lawrence - Ironton Lawrence CAO - HCRP RRH(986)	12	12	100%	0	0%
Licking - Behavioral Healthcare Partners of Central Ohio - HCRP RRH(992)	7	7	100%	0	0%
Licking - Licking County Coalition for Housing - HCRP RRH(895)	37	31	83.8%	1	2.7%
Licking - Licking County Coalition for Housing - SSVF RRH(1092)	71	63	88.7%	1	1.4%
Licking - Salvation Army of Licking County - HCRP RRH(1018)	0	0	N/A		
Licking - St. Vincent de Paul - St. Vincent Haven - HCRP HP(1602)	0	0	N/A		
Licking - St. Vincent de Paul - St. Vincent Haven - HCRP RRH(1601)	6	3	50%	1	16.7%
Logan County - TriCounty CAC - HCRP RRH(1023)	0	0	N/A		
Logan - Residential Administrators, Inc. - HCRP RRH(1334)	38	38	100%	0	0%
Lorain - Nord Center - HCRP RRH(869)	38	37	97.4%	0	0%
Lucas - WSOS CAC - SSVF RRH(1306)	10	6	60%	0	0%
Madison - Salvation Army Columbus Area Services - HCRP RRH(966)	58	58	100%	0	0%
Marion - Marion Area Counseling Center - HCRP RRH(909)	79	79	100%	0	0%
Medina - Medina County MHA - HCRP RRH(871)	20	20	100%	0	0%
Meigs - Gallia Miegs Integrated Services - HCRP RRH(1010)	46	42	91.3%	2	4.3%
Mercer - Sources Community Network Services - HCRP RRH(916)	1	1	100%	0	0%
Miami - Community Housing of Darke, Miami and Shelby Counties - HCRP RRH(940)	0	0	N/A		
Miami - Family Abuse Shelter of Miami County - HCRP RRH(917)	256	251	98%	0	0%
Morrow - Salvation Army Columbus Area Services - HCRP RRH(964)	15	14	93.3%	1	6.7%
Muskingum - Muskingum Economic Opportuny Action Group, Inc. - HCRP RRH(1321)	0	0	N/A		
Muskingum - Salvation Army of Zanesville - HCRP RRH(891)	24	20	83.3%	0	0%
Noble - G.M.N. TriCounty CAC - HCRP RRH(886)	190	182	95.8%	0	0%
Perry - Integrated Services - HCRP RRH(1003)	5	5	100%	0	0%
Pickaway - Pickaway County CAO - HCRP RRH(974)	29	29	100%	0	0%
Pike - CAC of Pike County - HCRP RRH(982)	11	8	72.7%	1	9.1%
Portage - Coleman Professional Services - HCRP RRH(902)	25	13	52%	0	0%
Portage - Family and Community Services - Geauga County - SSVF RRH(1672)	0	0	N/A		
Portage - Family and Community Services - Lorain County - SSVF RRH(1110)	60	45	75%	2	3.3%

Run Date: 1/13/16

Obtaining and Maintaining Permanent Housing

Exits to Permanent Housing

Report Date Range: 1/1/2015 12:00:00 AM through 1/1/2016 12:00:00 AM

Goal: At least 95% of participants in Rapid Rehousing will move into permanent housing at exit.

Provider	Total Leavers (All Destinations)	Permanent Destinations		Missing Data	
		# of Exits	% of Exits	# of Exits	% of Exits
Portage - Family and Community Services - Mahoning County - SSVF RRH (1328)	21	15	71.4%	4	19%
Portage - Family and Community Services - Medina County - SSVF RRH(1671)	0	0	N/A		
Portage - Family and Community Services - Portage County - SSVF RRH(1093)	30	26	86.7%	1	3.3%
Portage - Family and Community Services - Ravenna - HCRP RRH(874)	38	38	100%	0	0%
Portage - Family and Community Services - Trumbull County - SSVF RRH(1111)	16	15	93.8%	0	0%
Preble - Community Action Partnership of Greater Dayton - HCRP RRH(944)	84	84	100%	0	0%
Richland - Harmony House Homeless Services - HCRP RRH(905)	78	74	94.9%	0	0%
Ross - Ross County Community Action - HCRP RRH(978)	16	16	100%	0	0%
Sandusky - WSOS CAC - HCRP RRH(868)	377	239	63.4%	27	7.2%
Sandusky - WSOS CAC - SSVF RRH(1089)	115	82	71.3%	8	7%
Scioto - Scioto Christian Ministries - HCRP RRH(988)	97	97	100%	0	0%
Shelby - Shelby County MHA - HCRP RRH(921)	0	0	N/A		
Trumbull - Humility of Mary Housing - HCRP RRH(875)	73	73	100%	0	0%
Tuscarawas - HARCATUS Tri-County CAO - HCRP RRH(880)	25	23	92%	2	8%
Union - Salvation Army Columbus Area Services - HCRP RRH(962)	46	46	100%	0	0%
Warren - Warren MHA - HCRP RRH(931)	40	40	100%	0	0%
Washington - Morgan Counties CAP - SSVF RRH(1090)	67	31	46.3%	16	23.9%
Washington - Washington Morgan CAP - HCRP RRH(901)	62	62	100%	0	0%
Wayne - Liberty Center Connections - HCRP RRH(872)	6	6	100%	0	0%
zzButler - Community Development Professionals - HCRP RRH(927)	159	88	55.3%	0	0%

Average: 84.8%

Accessing Mainstream Resources and Earned Income

Gain or Increase Income

Report Date Range: 1/1/2015 12:00:00 AM through 1/1/2016 12:00:00 AM

Goal: At least 60% of adult participants in Rapid Rehousing will gain or increase total income by end of reporting period or at exit.

Provider	Total Adults	Total Program Stays	Increased Income	%	Missing Data
Adams - Adams Brown Counties Economic Opportunities - HCRP RRH (984)	48	48	4	8%	0%
Allen - LACCA - HCRP RRH(913)	47	47	16	34%	0%
Ashland - Appleseed CMHC - HCRP RRH(870)	15	15	8	53%	0%
Ashland - Appleseed Rapid Housing - RRH(1637)	28	28	9	32%	0%
Ashtabula - Ashtabula County CHDO - HCRP RRH(1338)	32	32	7	22%	0%
Ashtabula - Catholic Charities of Ashtabula County - HCRP RRH(873)	36	36	8	22%	0%
Athens - Integrated Services - HCRP RRH(952)	36	36	4	11%	0%
Auglaize - Sources Community Network Services - HCRP RRH(929)	2	2	0	0%	0%
Belmont - Crossroads Counseling Services - HCRP RRH(889)	6	6	0	0%	0%
BofSCoC - The Salvation Army, a New York Corporation - RROhio - TH (607)	344	346	60	17%	0%
Butler - Hope House Rescue Mission - Center of Hope - HCRP RRH (1666)	0	0	0	N/A	0%
Butler - Hope House Rescue Mission - Hope House - HCRP RRH(1665)	6	6	1	17%	0%
Butler - Serve City, Inc. - HCRP RRH(1667)	35	35	4	11%	0%
Champaign - Residential Administrators, Inc. - HCRP RRH(1336)	32	32	7	22%	0%
Champaign - TriCounty CAC - HCRP RRH(942)	0	0	0	N/A	0%
Clark - IHN of Clark County - City Project - HCRP RRH(1013)	17	17	5	29%	0%
Clark - IHN of Clark County - HCRP RRH(948)	42	42	8	19%	0%
Clermont - Clermont County Community Services - HCRP RRH(925)	67	67	1	1%	0%
Clermont - Lifepoint Solutions - HCRP RRH(923)	38	38	4	11%	0%
Clinton - Clinton County Services for the Homeless - HCRP RRH(954)	23	23	6	26%	0%
Columbiana - Community Action Agency of Columbiana - BoS - SSVF RRH(1094)	32	33	5	15%	0%
Columbiana - Community Action Agency of Columbiana - HCRP RRH (878)	92	92	5	5%	0%
Columbiana - Community Action Agency of Columbiana - Mahoning County - SSVF RRH(1331)	5	5	0	0%	0%
Coshocton - Knohoco Ashland CAC - HCRP RRH(997)	9	9	1	11%	0%
Darke - Community Action Partnership of Greater Dayton - HCRP RRH (919)	29	29	8	28%	0%
Defiance - Maumee Valley Guidance Center - SSVF RRH(860)	21	21	4	19%	0%
Defiance - Northwestern Ohio CAC - HCRP RRH(933)	77	79	30	38%	0%
Delaware - Salvation Army Columbus Area Services - HCRP RRH(956)	55	55	3	5%	0%
Delaware - Salvation Army Columbus Area Services - SSVF RRH(1318)	114	114	26	23%	0%
Delaware - Salvation Army Columbus Area Services - Youth Counts - HCRP RRH(959)	15	15	2	13%	0%
Erie - VOA of Northwest Ohio - HCRP RRH(907)	25	25	6	24%	0%
Fairfield - Lancaster Fairfield CAA - HCRP RRH(893)	20	20	5	25%	0%
Fairfield - Lutheran Social Services of Southern Ohio - SSVF RRH(1357)	110	110	20	18%	0%
Fayette - CAC of Fayette County - HCRP RRH(969)	23	23	0	0%	0%
Greene - Community Action Partnership of the Greater Dayton Area - HCRP RRH(950)	52	53	7	13%	0%
Hancock - Findlay Hope House for the Homeless - HCRP RRH(938)	112	112	5	4%	0%
Hancock - HHWP Community Action Commission - HCRP RRH(911)	2	2	0	0%	0%
Highland - CAC of Fayette County - HCRP RRH(971)	9	9	0	0%	0%
Hocking - Integrated Services - HCRP RRH(1008)	34	34	4	12%	0%

Run Date: 1/13/16

Accessing Mainstream Resources and Earned Income

Gain or Increase Income

Report Date Range: 1/1/2015 12:00:00 AM through 1/1/2016 12:00:00 AM

Goal: At least 60% of adult participants in Rapid Rehousing will gain or increase total income by end of reporting period or at exit.

Provider	Total Adults	Total Program Stays	Increased Income	%	Missing Data
Holmes - Knohoco Ashland CAC - HCRP RRH(995)	2	2	1	50%	0%
Huron - Catholic Charities Diocese of Toledo - HCRP RRH(903)	12	12	0	0%	0%
Jackson-Vinton - Integrated Services - HCRP RRH(1006)	11	11	2	18%	0%
Jefferson - Jefferson Behavioral Health System - HCRP RRH(884)	1	1	0	0%	0%
Jefferson - Jefferson County CAC - HCRP RRH(882)	58	58	0	0%	0%
Knox - Behavioral Healthcare Partners of Central Ohio - HCRP RRH (990)	8	8	0	0%	0%
Knox - Knohoco Ashland CAC - HCRP RRH(1000)	13	13	5	38%	0%
Lake - Lifeline, Inc. - HCRP RRH(1325)	61	61	6	10%	0%
Lawrence Gallia - VOA Kentucky - SSVF RRH(1097)	57	58	2	3%	0%
Lawrence - Ironton Lawrence CAO - HCRP RRH(986)	13	13	0	0%	0%
Licking - Behavioral Healthcare Partners of Central Ohio - HCRP RRH (992)	12	12	0	0%	0%
Licking - Licking County Coalition for Housing - HCRP RRH(895)	32	35	12	34%	0%
Licking - Licking County Coalition for Housing - SSVF RRH(1092)	76	76	9	12%	0%
Licking - Salvation Army of Licking County - HCRP RRH(1018)	0	0	0	N/A	0%
Licking - St. Vincent de Paul - St. Vincent Haven - HCRP HP(1602)	0	0	0	N/A	0%
Licking - St. Vincent de Paul - St. Vincent Haven - HCRP RRH(1601)	6	6	0	0%	0%
Logan County - TriCounty CAC - HCRP RRH(1023)	0	0	0	N/A	0%
Logan - Residential Administrators, Inc. - HCRP RRH(1334)	25	25	2	8%	0%
Lorain - Nord Center - HCRP RRH(869)	32	32	0	0%	0%
Lucas - WSOS CAC - SSVF RRH(1306)	15	16	2	13%	0%
Madison - Salvation Army Columbus Area Services - HCRP RRH(966)	33	33	9	27%	0%
Marion - Marion Area Counseling Center - HCRP RRH(909)	69	70	1	1%	0%
Medina - Medina County MHA - HCRP RRH(871)	13	13	4	31%	0%
Meigs - Gallia Miegs Integrated Services - HCRP RRH(1010)	33	33	1	3%	0%
Mercer - Sources Community Network Services - HCRP RRH(916)	5	5	0	0%	0%
Miami - Community Housing of Darke, Miami and Shelby Counties - HCRP RRH(940)	0	0	0	N/A	0%
Miami - Family Abuse Shelter of Miami County - HCRP RRH(917)	187	188	109	58%	0%
Morrow - Salvation Army Columbus Area Services - HCRP RRH(964)	23	25	1	4%	0%
Muskingum - Muskingum Economic Opportuny Action Group, Inc. - HCRP RRH(1321)	0	0	0	N/A	0%
Muskingum - Salvation Army of Zanesville - HCRP RRH(891)	29	29	2	7%	0%
Noble - G.M.N. TriCounty CAC - HCRP RRH(886)	137	137	15	11%	0%
Perry - Integrated Services - HCRP RRH(1003)	9	9	0	0%	0%
Pickaway - Pickaway County CAO - HCRP RRH(974)	19	19	2	11%	0%
Pike - CAC of Pike County - HCRP RRH(982)	10	10	1	10%	0%
Portage - Coleman Professional Services - HCRP RRH(902)	21	21	0	0%	0%
Portage - Family and Community Services - Geauga County - SSVF RRH(1672)	0	0	0	N/A	0%
Portage - Family and Community Services - Lorain County - SSVF RRH (1110)	62	65	12	18%	0%
Portage - Family and Community Services - Mahoning County - SSVF RRH(1328)	29	29	3	10%	0%
Portage - Family and Community Services - Medina County - SSVF RRH (1671)	0	0	0	N/A	0%

Run Date: 1/13/16

Accessing Mainstream Resources and Earned Income

Gain or Increase Income

Report Date Range: 1/1/2015 12:00:00 AM through 1/1/2016 12:00:00 AM

Goal: At least 60% of adult participants in Rapid Rehousing will gain or increase total income by end of reporting period or at exit.

Provider	Total Adults	Total Program Stays	Increased Income	%	Missing Data
Portage - Family and Community Services - Portage County - SSVF RRH (1093)	28	29	6	21%	0%
Portage - Family and Community Services - Ravenna - HCRP RRH(874)	24	24	6	25%	0%
Portage - Family and Community Services - Trumbull County - SSVF RRH(1111)	24	24	10	42%	0%
Preble - Community Action Partnership of Greater Dayton - HCRP RRH (944)	51	51	19	37%	0%
Richland - Harmony House Homeless Services - HCRP RRH(905)	39	39	4	10%	0%
Ross - Ross County Community Action - HCRP RRH(978)	15	15	0	0%	0%
Sandusky - WSOS CAC - HCRP RRH(868)	208	208	32	15%	0%
Sandusky - WSOS CAC - SSVF RRH(1089)	145	149	31	21%	0%
Scioto - Scioto Christian Ministries - HCRP RRH(988)	70	70	3	4%	0%
Shelby - Shelby County MHA - HCRP RRH(921)	0	0	0	N/A	0%
Trumbull - Humility of Mary Housing - HCRP RRH(875)	43	43	2	5%	0%
Tuscarawas - HARCATUS Tri-County CAO - HCRP RRH(880)	28	28	1	4%	0%
Union - Salvation Army Columbus Area Services - HCRP RRH(962)	34	34	1	3%	0%
Warren - Warren MHA - HCRP RRH(931)	27	27	0	0%	0%
Washington - Morgan Counties CAP - SSVF RRH(1090)	86	86	18	21%	0%
Washington - Washington Morgan CAP - HCRP RRH(901)	42	43	2	5%	0%
Wayne - Liberty Center Connections - HCRP RRH(872)	7	7	4	57%	0%
zzButler - Community Development Professionals - HCRP RRH(927)	101	102	21	21%	0%
			Average:	17%	

Accessing Mainstream Resources and Earned Income

Non-Cash Benefits at Exit

Report Date Range: 1/1/2015 12:00:00 AM through 1/1/2016 12:00:00 AM

Goal: At least 85% of adult participants in Rapid Rehousing will receive at least one source of non-cash benefits or health insurance at exit.

Provider	Total Adult Leavers	Non-Cash Benefits or Health Insurance at Exit	Percentage	Missing Data
Adams - Adams Brown Counties Economic Opportunities - HCRP RRH(984)	45	43	95.6%	0%
Allen - LACCA - HCRP RRH(913)	21	19	90.5%	0%
Ashland - Appleseed CMHC - HCRP RRH(870)	14	13	92.9%	0%
Ashland - Appleseed Rapid Housing - RRH(1637)	5	5	100%	0%
Ashtabula - Ashtabula County CHDO - HCRP RRH(1338)	26	23	88.5%	0%
Ashtabula - Catholic Charities of Ashtabula County - HCRP RRH(873)	33	31	93.9%	0%
Athens - Integrated Services - HCRP RRH(952)	23	23	100%	0%
Auglaize - Sources Community Network Services - HCRP RRH(929)	0	0	N/A	0%
Belmont - Crossroads Counseling Services - HCRP RRH(889)	6	6	100%	0%
BofSCoC - The Salvation Army, a New York Corporation - RROhio - TH(607)	197	184	93.4%	0%
Butler - Hope House Rescue Mission - Center of Hope - HCRP RRH(1666)	0	0	N/A	0%
Butler - Hope House Rescue Mission - Hope House - HCRP RRH(1665)	2	2	100%	0%
Butler - Serve City, Inc. - HCRP RRH(1667)	32	30	93.8%	0%
Champaign - Residential Administrators, Inc. - HCRP RRH(1336)	32	32	100%	0%
Champaign - TriCounty CAC - HCRP RRH(942)	0	0	N/A	0%
Clark - IHN of Clark County - City Project - HCRP RRH(1013)	17	17	100%	0%
Clark - IHN of Clark County - HCRP RRH(948)	40	36	90%	0%
Clermont - Clermont County Community Services - HCRP RRH(925)	67	57	85.1%	0%
Clermont - Lifepoint Solutions - HCRP RRH(923)	34	32	94.1%	0%
Clinton - Clinton County Services for the Homeless - HCRP RRH(954)	23	16	69.6%	0%
Columbiana - Community Action Agency of Columbiana - BoS - SSVF RRH(1094)	28	27	96.4%	0%
Columbiana - Community Action Agency of Columbiana - HCRP RRH(878)	75	73	97.3%	0%
Columbiana - Community Action Agency of Columbiana - Mahoning County - SSVF RRH(1331)	4	4	100%	0%
Coshocton - Knohoco Ashland CAC - HCRP RRH(997)	9	9	100%	0%
Darke - Community Action Partnership of Greater Dayton - HCRP RRH(919)	29	23	79.3%	0%
Defiance - Maumee Valley Guidance Center - SSVF RRH(860)	14	12	85.7%	0%
Defiance - Northwestern Ohio CAC - HCRP RRH(933)	50	46	92%	0%
Delaware - Salvation Army Columbus Area Services - HCRP RRH(956)	46	35	76.1%	0%
Delaware - Salvation Army Columbus Area Services - SSVF RRH(1318)	97	85	87.6%	0%
Delaware - Salvation Army Columbus Area Services - Youth Counts - HCRP RRH(959)	10	8	80%	0%
Erie - VOA of Northwest Ohio - HCRP RRH(907)	24	23	95.8%	0%
Fairfield - Lancaster Fairfield CAA - HCRP RRH(893)	10	9	90%	0%

Run Date: 1/13/16

Accessing Mainstream Resources and Earned Income

Non-Cash Benefits at Exit

Report Date Range: 1/1/2015 12:00:00 AM through 1/1/2016 12:00:00 AM

Goal: At least 85% of adult participants in Rapid Rehousing will receive at least one source of non-cash benefits or health insurance at exit.

Provider	Total Adult Leavers	Non-Cash Benefits or Health Insurance at Exit	Percentage	Missing Data
Fairfield - Lutheran Social Services of Southern Ohio - SSVF RRH(1357)	93	89	95.7%	0%
Fayette - CAC of Fayette County - HCRP RRH(969)	21	19	90.5%	0%
Greene - Community Action Partnership of the Greater Dayton Area - HCRP RRH (950)	41	40	97.6%	0%
Hancock - Findlay Hope House for the Homeless - HCRP RRH(938)	88	56	63.6%	0%
Hancock - HHWP Community Action Commission - HCRP RRH(911)	2	2	100%	0%
Highland - CAC of Fayette County - HCRP RRH(971)	6	6	100%	0%
Hocking - Integrated Services - HCRP RRH(1008)	25	21	84%	0%
Holmes - Knohoco Ashland CAC - HCRP RRH(995)	2	2	100%	0%
Huron - Catholic Charities Diocese of Toledo - HCRP RRH(903)	11	9	81.8%	0%
Jackson-Vinton - Integrated Services - HCRP RRH(1006)	9	8	88.9%	0%
Jefferson - Jefferson Behavioral Health System - HCRP RRH(884)	0	0	N/A	0%
Jefferson - Jefferson County CAC - HCRP RRH(882)	57	52	91.2%	0%
Knox - Behavioral Healthcare Partners of Central Ohio - HCRP RRH(990)	2	2	100%	0%
Knox - Knohoco Ashland CAC - HCRP RRH(1000)	11	10	90.9%	0%
Lake - Lifeline, Inc. - HCRP RRH(1325)	50	46	92%	0%
Lawrence Gallia - VOA Kentucky - SSVF RRH(1097)	40	34	85%	0%
Lawrence - Ironton Lawrence CAO - HCRP RRH(986)	5	5	100%	0%
Licking - Behavioral Healthcare Partners of Central Ohio - HCRP RRH(992)	6	5	83.3%	0%
Licking - Licking County Coalition for Housing - HCRP RRH(895)	31	28	90.3%	0%
Licking - Licking County Coalition for Housing - SSVF RRH(1092)	56	53	94.6%	0%
Licking - Salvation Army of Licking County - HCRP RRH(1018)	0	0	N/A	0%
Licking - St. Vincent de Paul - St. Vincent Haven - HCRP HP(1602)	0	0	N/A	0%
Licking - St. Vincent de Paul - St. Vincent Haven - HCRP RRH(1601)	6	5	83.3%	0%
Logan County - TriCounty CAC - HCRP RRH(1023)	0	0	N/A	0%
Logan - Residential Administrators, Inc. - HCRP RRH(1334)	25	23	92%	0%
Lorain - Nord Center - HCRP RRH(869)	19	14	73.7%	0%
Lucas - WSOS CAC - SSVF RRH(1306)	8	8	100%	0%
Madison - Salvation Army Columbus Area Services - HCRP RRH(966)	31	29	93.5%	0%
Marion - Marion Area Counseling Center - HCRP RRH(909)	49	47	95.9%	2%
Medina - Medina County MHA - HCRP RRH(871)	10	10	100%	0%
Meigs - Gallia Miags Integrated Services - HCRP RRH(1010)	31	31	100%	0%
Mercer - Sources Community Network Services - HCRP RRH(916)	1	1	100%	0%

Run Date: 1/13/16

Accessing Mainstream Resources and Earned Income

Non-Cash Benefits at Exit

Report Date Range: 1/1/2015 12:00:00 AM through 1/1/2016 12:00:00 AM

Goal: At least 85% of adult participants in Rapid Rehousing will receive at least one source of non-cash benefits or health insurance at exit.

Provider	Total Adult Leavers	Non-Cash Benefits or Health Insurance at Exit	Percentage	Missing Data
Miami - Community Housing of Darke, Miami and Shelby Counties - HCRP RRH (940)	0	0	N/A	0%
Miami - Family Abuse Shelter of Miami County - HCRP RRH(917)	162	145	89.5%	0%
Morrow - Salvation Army Columbus Area Services - HCRP RRH(964)	9	8	88.9%	0%
Muskingum - Muskingum Economic Opportuny Action Group, Inc. - HCRP RRH (1321)	0	0	N/A	0%
Muskingum - Salvation Army of Zanesville - HCRP RRH(891)	22	20	90.9%	0%
Noble - G.M.N. TriCounty CAC - HCRP RRH(886)	137	125	91.2%	0%
Perry - Integrated Services - HCRP RRH(1003)	3	3	100%	0%
Pickaway - Pickaway County CAO - HCRP RRH(974)	15	13	86.7%	0%
Pike - CAC of Pike County - HCRP RRH(982)	10	10	100%	0%
Portage - Coleman Professional Services - HCRP RRH(902)	17	15	88.2%	11.8%
Portage - Family and Community Services - Geauga County - SSVF RRH(1672)	0	0	N/A	0%
Portage - Family and Community Services - Lorain County - SSVF RRH(1110)	57	56	98.2%	0%
Portage - Family and Community Services - Mahoning County - SSVF RRH(1328)	20	19	95%	0%
Portage - Family and Community Services - Medina County - SSVF RRH(1671)	0	0	N/A	0%
Portage - Family and Community Services - Portage County - SSVF RRH(1093)	25	25	100%	0%
Portage - Family and Community Services - Ravenna - HCRP RRH(874)	24	23	95.8%	0%
Portage - Family and Community Services - Trumbull County - SSVF RRH(1111)	16	15	93.8%	0%
Preble - Community Action Partnership of Greater Dayton - HCRP RRH(944)	51	49	96.1%	0%
Richland - Harmony House Homeless Services - HCRP RRH(905)	39	35	89.7%	0%
Ross - Ross County Community Action - HCRP RRH(978)	14	13	92.9%	7.1%
Sandusky - WSOS CAC - HCRP RRH(868)	209	172	82.3%	0%
Sandusky - WSOS CAC - SSVF RRH(1089)	90	85	94.4%	0%
Scioto - Scioto Christian Ministries - HCRP RRH(988)	70	70	100%	0%
Shelby - Shelby County MHA - HCRP RRH(921)	0	0	N/A	0%
Trumbull - Humility of Mary Housing - HCRP RRH(875)	43	40	93%	0%
Tuscarawas - HARCATUS Tri-County CAO - HCRP RRH(880)	16	16	100%	0%
Union - Salvation Army Columbus Area Services - HCRP RRH(962)	29	24	82.8%	0%
Warren - Warren MHA - HCRP RRH(931)	27	21	77.8%	0%
Washington - Morgan Counties CAP - SSVF RRH(1090)	53	51	96.2%	0%
Washington - Washington Morgan CAP - HCRP RRH(901)	39	34	87.2%	0%
Wayne - Liberty Center Connections - HCRP RRH(872)	4	4	100%	0%
zzButler - Community Development Professionals - HCRP RRH(927)	101	93	92.1%	0%

Run Date: 1/13/16

Accessing Mainstream Resources and Earned Income

Non-Cash Benefits at Exit

Report Date Range: 1/1/2015 12:00:00 AM through 1/1/2016 12:00:00 AM

Goal: At least 85% of adult participants in Rapid Rehousing will receive at least one source of non-cash benefits or health insurance at exit.

Provider	Total Adult Leavers	Non-Cash Benefits or Health Insurance at Exit	Percentage	Missing Data
		Average:	92.12%	

Length of Time Homeless

Report Date Range: 1/1/2015 12:00:00 AM through 1/1/2016 12:00:00 AM

Goal: Rapid Rehousing projects will have a participant average and median length of stay of no more than 150 days.

Provider	Average Length of Stay in Days	Median Length of Stay in Days
Adams - Adams Brown Counties Economic Opportunities - HCRP RRH(984)	34.84	33
Allen - LACCA - HCRP RRH(913)	82.7	80
Ashland - Appleseed CMHC - HCRP RRH(870)	92.24	84
Ashland - Appleseed Rapid Housing - RRH(1637)	77.38	89
Ashtabula - Ashtabula County CHDO - HCRP RRH(1338)	169.74	159
Ashtabula - Catholic Charities of Ashtabula County - HCRP RRH(873)	87.93	65
Athens - Integrated Services - HCRP RRH(952)	167.68	59
Auglaize - Sources Community Network Services - HCRP RRH(929)	N/A	N/A
Belmont - Crossroads Counseling Services - HCRP RRH(889)	135.33	129
BofSCoC - The Salvation Army, a New York Corporation - RROhio - TH(607)	96.02	91
Butler - Hope House Rescue Mission - Center of Hope - HCRP RRH(1666)	N/A	N/A
Butler - Hope House Rescue Mission - Hope House - HCRP RRH(1665)	62.5	62.5
Butler - Serve City, Inc. - HCRP RRH(1667)	12.76	8
Champaign - Residential Administrators, Inc. - HCRP RRH(1336)	50.26	45.5
Champaign - TriCounty CAC - HCRP RRH(942)	N/A	N/A
Clark - IHN of Clark County - City Project - HCRP RRH(1013)	103.28	97
Clark - IHN of Clark County - HCRP RRH(948)	69.28	76
Clermont - Clermont County Community Services - HCRP RRH(925)	15.88	10
Clermont - Lifepoint Solutions - HCRP RRH(923)	36.25	34.5
Clinton - Clinton County Services for the Homeless - HCRP RRH(954)	60.09	61
Columbiana - Community Action Agency of Columbiana - BoS - SSVF RRH(1094)	100.05	42
Columbiana - Community Action Agency of Columbiana - HCRP RRH(878)	33.14	28
Columbiana - Community Action Agency of Columbiana - Mahoning County - SSVF RRH(1331)	75.5	75.5
Coshocton - Knohoco Ashland CAC - HCRP RRH(997)	84.76	83
Darke - Community Action Partnership of Greater Dayton - HCRP RRH(919)	12.96	12.5
Defiance - Maumee Valley Guidance Center - SSVF RRH(860)	136.95	155
Defiance - Northwestern Ohio CAC - HCRP RRH(933)	102.54	88
Delaware - Salvation Army Columbus Area Services - HCRP RRH(956)	113.32	96.5
Delaware - Salvation Army Columbus Area Services - SSVF RRH(1318)	122.1	110
Delaware - Salvation Army Columbus Area Services - Youth Counts - HCRP RRH(959)	235.8	232.5
Erie - VOA of Northwest Ohio - HCRP RRH(907)	37.88	31
Fairfield - Lancaster Fairfield CAA - HCRP RRH(893)	113.56	122.5
Fairfield - Lutheran Social Services of Southern Ohio - SSVF RRH(1357)	68.8	68
Fayette - CAC of Fayette County - HCRP RRH(969)	95.91	98
Greene - Community Action Partnership of the Greater Dayton Area - HCRP RRH(950)	37.91	29
Hancock - Findlay Hope House for the Homeless - HCRP RRH(938)	77.83	89.5
Hancock - HHWP Community Action Commission - HCRP RRH(911)	67.33	77

Run Date: 1/13/16

Length of Time Homeless

Report Date Range: 1/1/2015 12:00:00 AM through 1/1/2016 12:00:00 AM

Provider	Average Length of Stay in Days	Median Length of Stay in Days
Highland - CAC of Fayette County - HCRP RRH(971)	91.33	96
Hocking - Integrated Services - HCRP RRH(1008)	143.75	156
Holmes - Knohoco Ashland CAC - HCRP RRH(995)	71.63	64
Huron - Catholic Charities Diocese of Toledo - HCRP RRH(903)	25.76	21
Jackson-Vinton - Integrated Services - HCRP RRH(1006)	257.29	92
Jefferson - Jefferson Behavioral Health System - HCRP RRH(884)	N/A	N/A
Jefferson - Jefferson County CAC - HCRP RRH(882)	7.55	5
Knox - Behavioral Healthcare Partners of Central Ohio - HCRP RRH(990)	101	101
Knox - Knohoco Ashland CAC - HCRP RRH(1000)	85.19	84.5
Lake - Lifeline, Inc. - HCRP RRH(1325)	84.36	87
Lawrence Gallia - VOA Kentucky - SSVF RRH(1097)	102.02	91
Lawrence - Ironton Lawrence CAO - HCRP RRH(986)	82.33	85
Licking - Behavioral Healthcare Partners of Central Ohio - HCRP RRH(992)	55.43	64
Licking - Licking County Coalition for Housing - HCRP RRH(895)	44.38	39
Licking - Licking County Coalition for Housing - SSVF RRH(1092)	100.61	82
Licking - Salvation Army of Licking County - HCRP RRH(1018)	N/A	N/A
Licking - St. Vincent de Paul - St. Vincent Haven - HCRP HP(1602)	N/A	N/A
Licking - St. Vincent de Paul - St. Vincent Haven - HCRP RRH(1601)	41.83	44
Logan County - TriCounty CAC - HCRP RRH(1023)	N/A	N/A
Logan - Residential Administrators, Inc. - HCRP RRH(1334)	47.53	41
Lorain - Nord Center - HCRP RRH(869)	66.21	73
Lucas - WSOS CAC - SSVF RRH(1306)	158.09	188
Madison - Salvation Army Columbus Area Services - HCRP RRH(966)	80.83	84
Marion - Marion Area Counseling Center - HCRP RRH(909)	16.54	15
Medina - Medina County MHA - HCRP RRH(871)	108.35	111.5
Meigs - Gallia Miegs Integrated Services - HCRP RRH(1010)	108.04	65
Mercer - Sources Community Network Services - HCRP RRH(916)	288	288
Miami - Community Housing of Darke, Miami and Shelby Counties - HCRP RRH(940)	N/A	N/A
Miami - Family Abuse Shelter of Miami County - HCRP RRH(917)	67.74	66.5
Morrow - Salvation Army Columbus Area Services - HCRP RRH(964)	101.87	104
Muskingum - Muskingum Economic Opportuny Action Group, Inc. - HCRP RRH(1321)	N/A	N/A
Muskingum - Salvation Army of Zanesville - HCRP RRH(891)	90.33	85
Noble - G.M.N. TriCounty CAC - HCRP RRH(886)	94.97	100
Perry - Integrated Services - HCRP RRH(1003)	51.6	27
Pickaway - Pickaway County CAO - HCRP RRH(974)	91.24	92
Pike - CAC of Pike County - HCRP RRH(982)	34.55	10
Portage - Coleman Professional Services - HCRP RRH(902)	132.6	104
Portage - Family and Community Services - Geauga County - SSVF RRH(1672)	N/A	N/A
Portage - Family and Community Services - Lorain County - SSVF RRH(1110)	78.54	61
Portage - Family and Community Services - Mahoning County - SSVF RRH(1328)	102.81	91

Run Date: 1/13/16

Length of Time Homeless

Report Date Range: 1/1/2015 12:00:00 AM through 1/1/2016 12:00:00 AM

Provider	Average Length of Stay in Days	Median Length of Stay in Days
Portage - Family and Community Services - Medina County - SSVF RRH(1671)	N/A	N/A
Portage - Family and Community Services - Portage County - SSVF RRH(1093)	132.9	152
Portage - Family and Community Services - Ravenna - HCRP RRH(874)	39.21	37
Portage - Family and Community Services - Trumbull County - SSVF RRH(1111)	150.06	146
Preble - Community Action Partnership of Greater Dayton - HCRP RRH(944)	45.61	45
Richland - Harmony House Homeless Services - HCRP RRH(905)	24.17	17.5
Ross - Ross County Community Action - HCRP RRH(978)	160.69	141
Sandusky - WSOS CAC - HCRP RRH(868)	69.11	63
Sandusky - WSOS CAC - SSVF RRH(1089)	142.69	130
Scioto - Scioto Christian Ministries - HCRP RRH(988)	11.59	7
Shelby - Shelby County MHA - HCRP RRH(921)	N/A	N/A
Trumbull - Humility of Mary Housing - HCRP RRH(875)	85.22	73
Tuscarawas - HARCATUS Tri-County CAO - HCRP RRH(880)	40.04	36
Union - Salvation Army Columbus Area Services - HCRP RRH(962)	74.11	77
Warren - Warren MHA - HCRP RRH(931)	33.28	28.5
Washington - Morgan Counties CAP - SSVF RRH(1090)	153.27	146
Washington - Washington Morgan CAP - HCRP RRH(901)	58.21	53
Wayne - Liberty Center Connections - HCRP RRH(872)	186.5	207.5
zzButler - Community Development Professionals - HCRP RRH(927)	59.35	52
Summary:	77.1	67

Rapid Placement

Report Date Range: 1/1/2015 12:00:00 AM through 1/1/2016 12:00:00 AM

Goal: Rapid Rehousing projects will have a participant average length of time to rehouse of 21 days or less.

Provider	Total Clients	Median Days to House	Average Days to House	Reliable?
Auglaize - Sources Community Network Services - HCRP RRH(929)	2	No data	No data	No
Belmont - Crossroads Counseling Services - HCRP RRH(889)	6	No data	No data	No
Butler - Hope House Rescue Mission - Hope House - HCRP RRH(1665)	6	5.5	-10	No
Delaware - Salvation Army Columbus Area Services - Youth Counts - HCRP RRH(959)	16	0	0.2	No
Fairfield - Lancaster Fairfield CAA - HCRP RRH(893)	42	0	4.13	No
Holmes - Knohoco Ashland CAC - HCRP RRH(995)	8	No data	No data	No
Jackson-Vinton - Integrated Services - HCRP RRH(1006)	20	0	3.75	No
Jefferson - Jefferson Behavioral Health System - HCRP RRH(884)	1	No data	No data	No
Licking - Behavioral Healthcare Partners of Central Ohio - HCRP RRH (992)	21	-2.5	-0.36	No
Licking - Licking County Coalition for Housing - HCRP RRH(895)	40	0	2.22	No
Meigs - Gallia Miegs Integrated Services - HCRP RRH(1010)	48	0	4.6	No
Perry - Integrated Services - HCRP RRH(1003)	17	0	1.76	No
Portage - Coleman Professional Services - HCRP RRH(902)	29	0	-6.91	No
Tuscarawas - HARCATUS Tri-County CAO - HCRP RRH(880)	53	-0.5	0.17	No
Butler - Hope House Rescue Mission - Center of Hope - HCRP RRH (1666)	0	No data	No data	No Clients
Champaign - TriCounty CAC - HCRP RRH(942)	0	No data	No data	No Clients
Licking - Salvation Army of Licking County - HCRP RRH(1018)	0	No data	No data	No Clients
Licking - St. Vincent de Paul - St. Vincent Haven - HCRP HP(1602)	0	No data	No data	No Clients
Logan County - TriCounty CAC - HCRP RRH(1023)	0	No data	No data	No Clients
Miami - Community Housing of Darke, Miami and Shelby Counties - HCRP RRH(940)	0	No data	No data	No Clients
Muskingum - Muskingum Economic Opportuny Action Group, Inc. - HCRP RRH(1321)	0	No data	No data	No Clients
Portage - Family and Community Services - Geauga County - SSVF RRH(1672)	0	No data	No data	No Clients
Portage - Family and Community Services - Medina County - SSVF RRH (1671)	0	No data	No data	No Clients
Shelby - Shelby County MHA - HCRP RRH(921)	0	No data	No data	No Clients
Adams - Adams Brown Counties Economic Opportunities - HCRP RRH (984)	68	23	22.7	Possibly
Allen - LACCA - HCRP RRH(913)	99	13.5	16.75	Possibly
Ashland - Appleseed CMHC - HCRP RRH(870)	22	3	12.71	Possibly
Ashland - Appleseed Rapid Housing - RRH(1637)	83	3	12.09	Possibly
Ashtabula - Ashtabula County CHDO - HCRP RRH(1338)	41	7.5	34.58	Possibly
Ashtabula - Catholic Charities of Ashtabula County - HCRP RRH(873)	52	16	16.96	Possibly
Athens - Integrated Services - HCRP RRH(952)	61	1	7.03	Possibly
BofSCoC - The Salvation Army, a New York Corporation - RROhio - TH (607)	853	11	16.13	Possibly

Run Date: 1/13/16

Rapid Placement

Report Date Range: 1/1/2015 12:00:00 AM through 1/1/2016 12:00:00 AM

Provider	Total Clients	Median Days to House	Average Days to House	Reliable?
Butler - Serve City, Inc. - HCRP RRH(1667)	37	8	13.21	Possibly
Champaign - Residential Administrators, Inc. - HCRP RRH(1336)	50	29	32.92	Possibly
Clark - IHN of Clark County - City Project - HCRP RRH(1013)	29	16.5	25.89	Possibly
Clark - IHN of Clark County - HCRP RRH(948)	79	22	26.03	Possibly
Clermont - Clermont County Community Services - HCRP RRH(925)	101	10	16.01	Possibly
Clermont - Lifepoint Solutions - HCRP RRH(923)	40	14	18.86	Possibly
Clinton - Clinton County Services for the Homeless - HCRP RRH(954)	36	45	42.38	Possibly
Columbiana - Community Action Agency of Columbiana - BoS - SSVF RRH(1094)	42	12.5	21.28	Possibly
Columbiana - Community Action Agency of Columbiana - HCRP RRH (878)	113	12	18.15	Possibly
Columbiana - Community Action Agency of Columbiana - Mahoning County - SSVF RRH(1331)	7	86	66.25	Possibly
Coshocton - Knohoco Ashland CAC - HCRP RRH(997)	17	17	11.06	Possibly
Darke - Community Action Partnership of Greater Dayton - HCRP RRH (919)	48	13	13.04	Possibly
Defiance - Maumee Valley Guidance Center - SSVF RRH(860)	27	19	26.76	Possibly
Defiance - Northwestern Ohio CAC - HCRP RRH(933)	109	10	5.43	Possibly
Delaware - Salvation Army Columbus Area Services - HCRP RRH(956)	96	3	6.25	Possibly
Delaware - Salvation Army Columbus Area Services - SSVF RRH(1318)	167	9	23.47	Possibly
Erie - VOA of Northwest Ohio - HCRP RRH(907)	42	2	7.24	Possibly
Fairfield - Lutheran Social Services of Southern Ohio - SSVF RRH(1357)	133	31	39.19	Possibly
Fayette - CAC of Fayette County - HCRP RRH(969)	36	4	8.14	Possibly
Greene - Community Action Partnership of the Greater Dayton Area - HCRP RRH(950)	111	25	33.59	Possibly
Hancock - Findlay Hope House for the Homeless - HCRP RRH(938)	210	19	22.08	Possibly
Hancock - HHWP Community Action Commission - HCRP RRH(911)	6	4	4	Possibly
Highland - CAC of Fayette County - HCRP RRH(971)	15	6	12.86	Possibly
Hocking - Integrated Services - HCRP RRH(1008)	50	3	8.37	Possibly
Huron - Catholic Charities Diocese of Toledo - HCRP RRH(903)	22	2	9	Possibly
Jefferson - Jefferson County CAC - HCRP RRH(882)	100	4	5.84	Possibly
Knox - Behavioral Healthcare Partners of Central Ohio - HCRP RRH (990)	12	12	8.22	Possibly
Knox - Knohoco Ashland CAC - HCRP RRH(1000)	20	9	9.62	Possibly
Lake - Lifeline, Inc. - HCRP RRH(1325)	93	7	16.21	Possibly
Lawrence Gallia - VOA Kentucky - SSVF RRH(1097)	78	8	14.83	Possibly
Lawrence - Ironton Lawrence CAO - HCRP RRH(986)	22	1	3.08	Possibly
Licking - Licking County Coalition for Housing - SSVF RRH(1092)	95	13	22.53	Possibly
Licking - St. Vincent de Paul - St. Vincent Haven - HCRP RRH(1601)	6	44	44	Possibly
Logan - Residential Administrators, Inc. - HCRP RRH(1334)	38	11	28.16	Possibly
Lorain - Nord Center - HCRP RRH(869)	63	7	12.84	Possibly
Lucas - WSOS CAC - SSVF RRH(1306)	19	14.5	33	Possibly
Madison - Salvation Army Columbus Area Services - HCRP RRH(966)	62	1	23.02	Possibly

Run Date: 1/13/16

Rapid Placement

Report Date Range: 1/1/2015 12:00:00 AM through 1/1/2016 12:00:00 AM

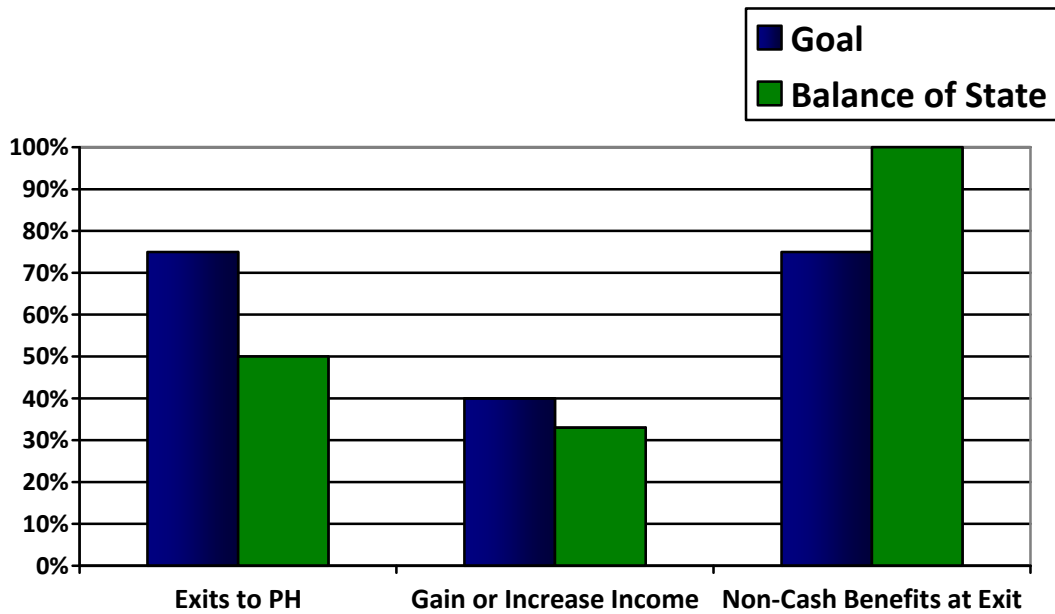
Provider	Total Clients	Median Days to House	Average Days to House	Reliable?
Marion - Marion Area Counseling Center - HCRP RRH(909)	115	3	6.2	Possibly
Medina - Medina County MHA - HCRP RRH(871)	29	8	10.93	Possibly
Mercer - Sources Community Network Services - HCRP RRH(916)	9	3	3	Possibly
Miami - Family Abuse Shelter of Miami County - HCRP RRH(917)	300	7	9.15	Possibly
Morrow - Salvation Army Columbus Area Services - HCRP RRH(964)	37	1	6.69	Possibly
Muskingum - Salvation Army of Zanesville - HCRP RRH(891)	34	9	12.09	Possibly
Noble - G.M.N. TriCounty CAC - HCRP RRH(886)	190	17.5	26.38	Possibly
Pickaway - Pickaway County CAO - HCRP RRH(974)	33	4.5	9.62	Possibly
Pike - CAC of Pike County - HCRP RRH(982)	11	9	8.6	Possibly
Portage - Family and Community Services - Lorain County - SSVF RRH(1110)	68	9	22.36	Possibly
Portage - Family and Community Services - Mahoning County - SSVF RRH(1328)	31	40	50.86	Possibly
Portage - Family and Community Services - Portage County - SSVF RRH(1093)	35	28	36.34	Possibly
Portage - Family and Community Services - Ravenna - HCRP RRH(874)	38	4	7.63	Possibly
Portage - Family and Community Services - Trumbull County - SSVF RRH(1111)	24	6	9.9	Possibly
Preble - Community Action Partnership of Greater Dayton - HCRP RRH(944)	84	19	18.64	Possibly
Richland - Harmony House Homeless Services - HCRP RRH(905)	78	11	32.48	Possibly
Ross - Ross County Community Action - HCRP RRH(978)	17	3	5.79	Possibly
Sandusky - WSOS CAC - HCRP RRH(868)	377	9	20.39	Possibly
Sandusky - WSOS CAC - SSVF RRH(1089)	183	12	30.4	Possibly
Scioto - Scioto Christian Ministries - HCRP RRH(988)	97	7	11.14	Possibly
Trumbull - Humility of Mary Housing - HCRP RRH(875)	73	7	11.59	Possibly
Union - Salvation Army Columbus Area Services - HCRP RRH(962)	56	3.5	4.78	Possibly
Warren - Warren MHA - HCRP RRH(931)	40	13.5	19.68	Possibly
Washington - Morgan Counties CAP - SSVF RRH(1090)	107	27	49.62	Possibly
Washington - Washington Morgan CAP - HCRP RRH(901)	66	20	32.25	Possibly
Wayne - Liberty Center Connections - HCRP RRH(872)	14	49	50.92	Possibly
zzButler - Community Development Professionals - HCRP RRH(927)	159	23	36.76	Possibly

Run Date: 1/13/16

Performance Measures for Safe Havens

January to December 2015

Performance Measure	Goal	Balance of State Average
Exits to Permanent Housing	75%	50%
Gain or Increase Income at Exit	40%	33%
Non-cash Benefits or Health Insurance at Exit	75%	100%
Average Length of Stay	≤300	1231



Obtaining and Maintaining Permanent Housing

Exits to Permanent Housing

Report Date Range: 1/1/2015 12:00:00 AM through 1/1/2016 12:00:00 AM

Goal: At least 75% of participants in Safe Havens will move into permanent housing at exit.

Provider	Total Leavers (All Destinations)	Permanent Destinations		Missing Data	
		# of Exits	% of Exits	# of Exits	% of Exits
Jefferson - Jefferson County Prevention & Recovery Board - Beacon House Safe Haven - SH(559)	4	2	50%	1	25%

Average: 50%

Accessing Mainstream Resources and Earned Income

Gain or Increase Income

Report Date Range: 1/1/2015 12:00:00 AM through 1/1/2016 12:00:00 AM

Goal: At least 40% of adult participants in Safe Haven will gain or increase total income by end of reporting period or at exit.

Provider	Total Adults	Total Program Stays	Increased Income	%	Missing Data
Jefferson - Jefferson County Prevention & Recovery Board - Beacon House Safe Haven - SH(559)	15	15	5	33%	0%
			Average:	33%	

Accessing Mainstream Resources and Earned Income

Non-Cash Benefits at Exit

Report Date Range: 1/1/2015 12:00:00 AM through 1/1/2016 12:00:00 AM

Goal: At least 75% of adult participants in Safe Haven will receive at least one source of non-cash benefits or health insurance at exit.

Provider	Total Adult Leavers	Non-Cash Benefits or Health Insurance at Exit	Percentage	Missing Data
Jefferson - Jefferson County Prevention & Recovery Board - Beacon House Safe Haven - SH(559)	4	4	100%	0%
		Average:	100.00%	

Length of Time Homeless

Report Date Range: 1/1/2015 12:00:00 AM through 1/1/2016 12:00:00 AM

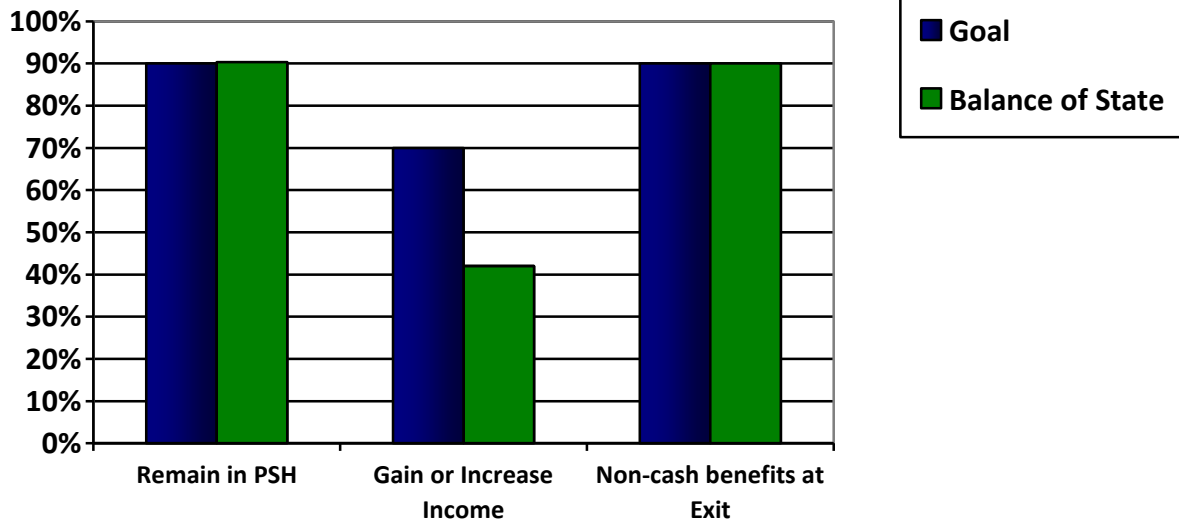
Goal: Safe Haven projects will have a participant average and median length of stay of no more than 300 days.

Provider	Average Length of Stay in Days	Median Length of Stay in Days
Jefferson - Jefferson County Prevention & Recovery Board - Beacon House Safe Haven - SH (559)	1,231	989
Summary:	1,231	989

Performance Measures for Permanent Supportive Housing

January to December 2015

Performance Measure	Goal	Balance of State Average
Remain in Permanent Supportive Housing or exit to permanent housing	90%	90%
Gain or Increase Income	70%	42%
Non-cash Benefits or Health Insurance at Exit	85%	95%



Obtaining and Maintaining Permanent Housing

Remain in or Exit to Permanent Housing

Report Date Range: 1/1/2015 12:00:00 AM through 1/1/2016 12:00:00 AM

Goal: At least 90% of participants remain in Permanent Supportive Housing or exit to permanent housing as of the end of the reporting period or at program exit.

Provider	Total Clients	Program Stays	Remaining in or exiting to PH	Percentage	Missing Destination or Don't Know Destination
Allen - Allen MHA - Allen Shelter Plus Care Vouchers - PSH(413)	43	43	42	97.7%	0%
Ashland - Appleseed CMHC - Beginning Anew - PSH(1347)	16	16	14	87.5%	0%
Ashland - Appleseed CMHC - PSH Plus Care - PSH(1566)	11	11	11	100%	0%
Ashland - Liberty Center Connections - PSH Plus Care - PSH(1605)	0	0	0	N/A	0%
Ashtabula - MHRSB - Ashtabula SPC Vouchers - PSH(170)	74	75	75	100%	0%
Athens - Athens MHA - Athens Serenity Village SAMI Shelter Plus Care - PSH(376)	6	6	6	100%	0%
Athens - Athens MHA - Athens Shelter Plus Care - Tenant Based SPC - PSH(150)	108	108	107	99.1%	0%
Athens - Athens MHA - Graham Drive Family Housing - PSH(864)	14	14	14	100%	0%
Butler - Butler County SPC for Adults w/ Chronic Homelessness II - PSH(721)	29	29	29	100%	0%
Butler - Butler County SPC for Adults w/ Chronic Homelessness - PSH(718)	41	41	39	95.1%	0%
Butler - Butler County SPC for Homeless Individuals & Families - PSH(719)	39	39	39	100%	0%
Champaign - Mental Health Drug and Alcohol Board - Mad River/ Park - PSH(445)	15	15	13	86.7%	0%
Clark - City of Springfield - St. Vincent DePaul SPC - PSH(390)	5	5	5	100%	0%
Clark - IHN of Clark County - Mulberry Terrace - PSH(1308)	64	64	59	92.2%	0%
Clark - IHN of Clark County - Neighborhood Stabilization Program - PSH(1011)	8	8	8	100%	0%
Clark - IHN of Clark County - PHSS Program - PSH(542)	21	21	18	85.7%	0%
Clark - Springfield MHA SPC1 - PSH(1353)	28	28	27	96.4%	3.6%
Clark - Springfield MHA - SPC3 - PSH(1354)	6	6	6	100%	0%
Clermont - Clermont Counseling Center - OHTF - PSH(426)	56	56	47	83.9%	3.6%
Clermont - Clermont MHA - Shelter Plus Care Program - PSH(459)	7	7	6	85.7%	0%
Columbiana - Columbiana County MHC - Adult Youth Mentor Program - PSH(422)	21	21	19	90.5%	0%
Columbiana - Columbiana County MHC - Permanent Housing for persons with disabilities - PSH(34)	11	11	11	100%	0%
Columbiana - Columbiana MHA - Columbiana Free Choice II The Counseling Center- PSH(31)	10	10	9	90%	0%
Columbiana - Columbiana MHA - Columbiana Hearthside SPC Program - PSH(516)	27	27	27	100%	0%
Columbiana - MHA Shelter Plus Care I - PSH(1099)	84	84	82	97.6%	0%
Delaware - The Salvation Army - Permanent Supportive Housing for Families - PSH(332)	35	35	32	91.4%	0%
Fairfield - Fairfield MHA CAA - Shelter Plus Care for Families - PSH(754)	132	135	129	95.6%	0%

Run Date: 1/13/16

Obtaining and Maintaining Permanent Housing

Remain in or Exit to Permanent Housing

Report Date Range: 1/1/2015 12:00:00 AM through 1/1/2016 12:00:00 AM

Goal: At least 90% of participants remain in Permanent Supportive Housing or exit to permanent housing as of the end of the reporting period or at program exit.

Provider	Total Clients	Program Stays	Remaining in or exiting to PH	Percentage	Missing Destination or Don't Know Destination
Fairfield - Fairfield MHA LSS - Shelter Plus Care for Singles - PSH (692)	38	38	34	89.5%	0%
Fairfield - Lancaster Fairfield CAA - Pearl - PSH(1349)	67	67	59	88.1%	0%
Fairfield - Lancaster Fairfield CAA - Rutherford Bridge - PSH(1350)	2	2	2	100%	0%
Fairfield - Lancaster Fairfield CAA - Rutherford - PSH(1351)	43	43	38	88.4%	0%
Fairfield - Lutheran Social Services of Fairfield County - Fairhaven Place - PSH(26)	11	11	11	100%	0%
Fayette - CAC of Fayette County - Fayette Inn - PSH(23)	23	23	23	100%	0%
Fayette - CAC of Fayette County - Permanent Supportive Housing - PSH(771)	34	36	29	80.6%	0%
Fayette - Fayette MHA - Shelter Plus Care - PSH(726)	22	26	25	96.2%	0%
Geauga - Board of Mental Health and Recovery Services - PSH (1174)	14	14	14	100%	0%
Geauga - Board of Mental Health & Recovery Services - SPC Geauga County TRA - PSH(106)	24	24	24	100%	0%
Greene - Greene MHA - Greene County Tenant Rental Assistance - PSH(154)	37	37	32	86.5%	0%
Greene - Housing Solutions of Greene County - PSH(423)	74	74	71	95.9%	1.4%
Hancock - Findlay Hope House for the Homeless - Able Housing - PSH(778)	50	50	46	92%	2%
Hocking - Hocking MHA - Hocking Shelter Plus Care - PSH(418)	87	89	87	97.8%	0%
Jefferson - Jefferson County CAC - Cathedral Apartments - PSH (110)	26	26	26	100%	0%
Jefferson - Jefferson County Prevention & Recovery Board - Shelter Plus Care 2 - PSH(747)	26	26	26	100%	0%
Jefferson - Jefferson County Prevention & Recovery Board - Shelter Plus Care - PSH(746)	77	77	77	100%	0%
Knox - Knox MHA - Knox County TRA - PSH(369)	61	61	56	91.8%	4.9%
Lake - Lake County ADAMHS Board - Lake County SPC III - PSH (739)	6	6	6	100%	0%
Lake - Lake County ADAMHS Board - Lake County SPC II - PSH (738)	40	40	38	95%	0%
Lake - Lake County ADAMHS Board - Lake County SPC - PSH(737)	49	49	49	100%	0%
Lake - Lake County ADAMHS Board - McKinley Grove SPC - PSH (1038)	15	15	12	80%	0%
Lake - Lake County ADAMHS Board - PSH(770)	34	34	33	97.1%	2.9%
Lawrence - Lawrence County Port Authority - Lawrence County One Stop - PSH(752)	11	11	11	100%	0%
Licking - Behavioral Healthcare Partners of Central Ohio- ODSA Bridge fund program - PSH(769)	35	35	33	94.3%	2.9%
Licking - Licking MHA - Licking Shelter Plus Care - PSH(148)	105	105	105	100%	0%

Run Date: 1/13/16

Obtaining and Maintaining Permanent Housing

Remain in or Exit to Permanent Housing

Report Date Range: 1/1/2015 12:00:00 AM through 1/1/2016 12:00:00 AM

Goal: At least 90% of participants remain in Permanent Supportive Housing or exit to permanent housing as of the end of the reporting period or at program exit.

Provider	Total Clients	Program Stays	Remaining in or exiting to PH	Percentage	Missing Destination or Don't Know Destination
Licking - MHA - Shelter Plus Care Chronic - PSH(729)	15	16	14	87.5%	0%
Licking - MHA - Shelter Plus Care Vouchers 2 - PSH(707)	12	12	11	91.7%	0%
Licking - The Main Place - Bridges - PSH(768)	3	3	3	100%	0%
Logan County - Residential Administrators, Inc. - ODSA Permanent Housing - PSH(1024)	5	5	5	100%	0%
Logan - Mental Health Drug and Alcohol Board - Family Housing - PSH(722)	49	49	38	77.6%	0%
Logan - Mental Health Drug and Alcohol Services Board - Logan Champaign Housing - PSH(462)	25	25	25	100%	0%
Logan - Residential Administrators, Inc. - PSH(97)	21	21	20	95.2%	0%
Lorain - HM Housing Development Corporation - Faith House II - PSH(392)	25	25	25	100%	0%
Lorain - Lorain County MHA - Lorain Shelter Plus Care - PSH(137)	98	100	89	89%	4%
Lorain - New Sunrise Properties Inc. - Supportive Housing - PSH(167)	11	11	11	100%	0%
Lorain - YWCA of Elyria - Women In Secure Housing - PSH(257)	17	17	17	100%	0%
Medina - Medina ADAMH Board Funding - PSH - Voucher(854)	8	8	8	100%	0%
Medina - Medina County ADAMH Board - Northland II - PSH(724)	11	11	10	90.9%	0%
Medina - Medina MHA - Medina County TRA - PSH(528)	90	90	85	94.4%	0%
Miami - TriCounty Board of Recovery & Mental Health Services - Miami County SPC - PSH(301)	17	17	16	94.1%	0%
Montgomery - ARC - BoS HOPWA PH(1650)	0	0	0	N/A	0%
Montgomery - ARC - Montgomery County - HOPWA PH(1649)	0	0	0	N/A	0%
Muskingum - Zanesville MHA - Zanesville MHA Shelter Plus Care TRA Program - PSH(146)	8	8	7	87.5%	0%
Portage - Coleman Professional Services - ODOD Grant - PSH(714)	59	59	57	96.6%	0%
Portage - Coleman Professional Services - PSH(45)	42	42	40	95.2%	0%
Portage - Family and Community Services - ISPP - PSH(779)	55	55	45	81.8%	7.3%
Portage - Family and Community Services - Ravenna Permanent Supportive - Liberty - PSH(1058)	1	1	1	100%	0%
Portage - Family and Community Services - Ravenna Permanent Supportive - White House - PSH(753)	4	4	4	100%	0%
Portage - Portage MHA - Portage Shelter Plus Care II - PSH(1002)	33	33	29	87.9%	3%
Portage - Portage MHA - Portage Shelter Plus Care - PSH(114)	40	40	37	92.5%	7.5%
Preble - Mental Health Recovery Board of Preble County - Prestwick Square II - PSH(1088)	17	17	16	94.1%	0%
Preble - Mental Health Recovery Board of Preble County - Prestwick Square - PSH(730)	30	30	27	90%	0%
Richland - Center for Individuals and Family Services - Next Step - PSH(1673)	9	9	9	100%	0%

Run Date: 1/13/16

Obtaining and Maintaining Permanent Housing

Remain in or Exit to Permanent Housing

Report Date Range: 1/1/2015 12:00:00 AM through 1/1/2016 12:00:00 AM

Goal: At least 90% of participants remain in Permanent Supportive Housing or exit to permanent housing as of the end of the reporting period or at program exit.

Provider	Total Clients	Program Stays	Remaining in or exiting to PH	Percentage	Missing Destination or Don't Know Destination
Sandusky - WSOS CAC - Homenet Permanent Housing - PSH(15)	152	152	146	96.1%	1.3%
Sandusky - WSOS CAC - Permanent Supportive Housing - PSH - DV (1035)	144	144	139	96.5%	0%
Summit - CANAPI - HOPWA PH(1655)	0	0	0	N/A	0%
Trumbull - City of Warren - Coleman Professional - Washington St - PSH(1014)	10	10	9	90%	0%
Trumbull - Trumbull County MH&RB - Joey's Landing - PSH(145)	12	12	10	83.3%	0%
Trumbull - Trumbull County MH&RB - New Shelter Plus Care Chronic - PSH(764)	43	43	40	93%	0%
Trumbull - Trumbull County MH&RB - New Shelter Plus Care Vouchers - PSH(763)	20	20	20	100%	0%
Trumbull - Trumbull County MH&RB - Shelter Plus Care for homeless persons with disabilities - PSH(548)	65	65	60	92.3%	0%
Trumbull - Trumbull County MH&RB - Shelter Plus Care Vouchers for Families- PSH(774)	186	186	179	96.2%	0%
Tuscarawas - ADAMHS Board Shelter Plus Care TRA - PSH(402)	49	49	44	89.8%	6.1%
Union - Mental Health Recovery Board - Homeward Bound I'm Home - PSH(61)	7	7	6	85.7%	0%
Union - Mental Health Recovery Board - Union County Shelter Plus Care - PSH(715)	12	14	14	100%	0%
Vinton - Sojourners Care Network - PSH(1352)	7	7	6	85.7%	0%
Warren - New Housing Ohio - Permanent Supportive Housing - PSH (762)	28	28	28	100%	0%
Warren - Warren MHA - Shelter Plus Care 2 - PSH(1323)	14	14	13	92.9%	7.1%
Warren - Warren MHA - Shelter Plus Care - PSH(208)	28	28	24	85.7%	7.1%
Washington - City of Marietta - Marietta Washington Shelter Plus Care - PSH(142)	5	5	5	100%	0%
Wayne - Wayne Liberty Center Connections - PSH Plus Care - PSH (1579)	5	5	5	100%	0%
Wayne - Wayne MHA - Shelter Plus Care - PSH(533)	12	12	11	91.7%	0%
			Average:	90.3%	

Accessing Mainstream Resources and Earned Income

Gain or Increase Income

Report Date Range: 1/1/2015 12:00:00 AM through 1/1/2016 12:00:00 AM

Goal: At least 70% of adult participants in Permanent Supportive Housing will gain or increase total income by end of reporting period or at exit.

Provider	Total Adults	Total Program Stays	Increased Income	%	Missing Data
Allen - Allen MHA - Allen Shelter Plus Care Vouchers - PSH(413)	43	43	28	65%	0%
Ashland - Appleseed CMHC - Beginning Anew - PSH(1347)	16	16	8	50%	0%
Ashland - Appleseed CMHC - PSH Plus Care - PSH(1566)	7	7	1	14%	0%
Ashland - Liberty Center Connections - PSH Plus Care - PSH(1605)	0	0	0	N/A	0%
Ashtabula - MHR SB - Ashtabula SPC Vouchers - PSH(170)	73	74	37	50%	0%
Athens - Athens MHA - Athens Serenity Village SAMI Shelter Plus Care - PSH(376)	6	6	0	0%	0%
Athens - Athens MHA - Athens Shelter Plus Care - Tenant Based SPC - PSH(150)	77	77	33	43%	0%
Athens - Athens MHA - Graham Drive Family Housing - PSH(864)	4	4	0	0%	0%
Butler - Butler County SPC for Adults w/ Chronic Homelessness II - PSH(721)	28	28	13	46%	0%
Butler - Butler County SPC for Adults w/ Chronic Homelessness - PSH(718)	35	35	16	46%	0%
Butler - Butler County SPC for Homeless Individuals & Families - PSH(719)	27	27	11	41%	0%
Champaign - Mental Health Drug and Alcohol Board - Mad River/Park - PSH(445)	7	7	3	43%	0%
Clark - City of Springfield - St. Vincent DePaul SPC - PSH(390)	4	4	1	25%	0%
Clark - IHN of Clark County - Mulberry Terrace - PSH(1308)	39	39	0	0%	0%
Clark - IHN of Clark County - Neighborhood Stabilization Program - PSH(1011)	2	2	1	50%	0%
Clark - IHN of Clark County - PHSS Program - PSH(542)	18	18	9	50%	0%
Clark - Springfield MHA SPC1 - PSH(1353)	13	13	3	23%	0%
Clark - Springfield MHA - SPC3 - PSH(1354)	6	6	1	17%	0%
Clermont - Clermont Counseling Center - OHTF - PSH(426)	42	42	19	45%	0%
Clermont - Clermont MHA - Shelter Plus Care Program - PSH(459)	7	7	3	43%	0%
Columbiana - Columbiana County MHC - Adult Youth Mentor Program - PSH(422)	21	21	9	43%	0%
Columbiana - Columbiana County MHC - Permanent Housing for persons with disabilities - PSH(34)	10	10	9	90%	0%
Columbiana - Columbiana MHA - Columbiana Free Choice II The Counseling Center- PSH(31)	10	10	7	70%	0%
Columbiana - Columbiana MHA - Columbiana Hearthside SPC Program - PSH(516)	9	9	1	11%	0%
Columbiana - MHA Shelter Plus Care I - PSH(1099)	70	70	44	63%	0%
Delaware - The Salvation Army - Permanent Supportive Housing for Families - PSH(332)	14	14	4	29%	0%
Fairfield - Fairfield MHA CAA - Shelter Plus Care for Families - PSH(754)	60	62	14	23%	0%
Fairfield - Fairfield MHA LSS - Shelter Plus Care for Singles - PSH(692)	38	38	18	47%	0%
Fairfield - Lancaster Fairfield CAA - Pearl - PSH(1349)	31	31	1	3%	0%
Fairfield - Lancaster Fairfield CAA - Rutherford Bridge - PSH(1350)	1	1	1	100%	0%
Fairfield - Lancaster Fairfield CAA - Rutherford - PSH(1351)	26	26	1	4%	0%
Fairfield - Lutheran Social Services of Fairfield County - Fairhaven Place - PSH(26)	11	11	6	55%	0%
Fayette - CAC of Fayette County - Fayette Inn - PSH(23)	23	23	5	22%	0%
Fayette - CAC of Fayette County - Permanent Supportive Housing - PSH(771)	28	30	2	7%	0%
Fayette - Fayette MHA - Shelter Plus Care - PSH(726)	20	20	1	5%	0%

Run Date: 1/13/16

Accessing Mainstream Resources and Earned Income

Gain or Increase Income

Report Date Range: 1/1/2015 12:00:00 AM through 1/1/2016 12:00:00 AM

Goal: At least 70% of adult participants in Permanent Supportive Housing will gain or increase total income by end of reporting period or at exit.

Provider	Total Adults	Total Program Stays	Increased Income	%	Missing Data
Geauga - Board of Mental Health and Recovery Services - PSH(1174)	11	11	6	55%	0%
Geauga - Board of Mental Health & Recovery Services - SPC Geauga County TRA - PSH(106)	17	17	12	71%	0%
Greene - Greene MHA - Greene County Tenant Rental Assistance - PSH (154)	36	36	24	67%	0%
Greene - Housing Solutions of Greene County - PSH(423)	72	72	43	60%	0%
Hancock - Findlay Hope House for the Homeless - Able Housing - PSH (778)	29	29	12	41%	0%
Hocking - Hocking MHA - Hocking Shelter Plus Care - PSH(418)	60	62	23	37%	0%
Jefferson - Jefferson County CAC - Cathedral Apartments - PSH(110)	26	26	9	35%	0%
Jefferson - Jefferson County Prevention & Recovery Board - Shelter Plus Care 2 - PSH(747)	26	26	11	42%	0%
Jefferson - Jefferson County Prevention & Recovery Board - Shelter Plus Care - PSH(746)	44	44	19	43%	0%
Knox - Knox MHA - Knox County TRA - PSH(369)	37	37	13	35%	0%
Lake - Lake County ADAMHS Board - Lake County SPC III - PSH(739)	6	6	4	67%	0%
Lake - Lake County ADAMHS Board - Lake County SPC II - PSH(738)	27	27	11	41%	0%
Lake - Lake County ADAMHS Board - Lake County SPC - PSH(737)	47	47	27	57%	0%
Lake - Lake County ADAMHS Board - McKinley Grove SPC - PSH(1038)	15	15	4	27%	0%
Lake - Lake County ADAMHS Board - PSH(770)	18	18	8	44%	0%
Lawrence - Lawrence County Port Authority - Lawrence County One Stop - PSH(752)	10	10	4	40%	0%
Licking - Behavioral Healthcare Partners of Central Ohio- ODSA Bridge fund program - PSH(769)	21	21	3	14%	0%
Licking - Licking MHA - Licking Shelter Plus Care - PSH(148)	69	69	31	45%	0%
Licking - MHA - Shelter Plus Care Chronic - PSH(729)	15	16	4	25%	0%
Licking - MHA - Shelter Plus Care Vouchers 2 - PSH(707)	12	12	4	33%	0%
Licking - The Main Place - Bridges - PSH(768)	3	3	0	0%	0%
Logan County - Residential Administrators, Inc. - ODSA Permanent Housing - PSH(1024)	2	2	0	0%	0%
Logan - Mental Health Drug and Alcohol Board - Family Housing - PSH (722)	14	14	2	14%	0%
Logan - Mental Health Drug and Alcohol Services Board - Logan Champaign Housing - PSH(462)	12	12	3	25%	0%
Logan - Residential Administrators, Inc. - PSH(97)	21	21	14	67%	0%
Lorain - HM Housing Development Corporation - Faith House II - PSH (392)	10	10	5	50%	0%
Lorain - Lorain County MHA - Lorain Shelter Plus Care - PSH(137)	75	76	41	54%	0%
Lorain - New Sunrise Properties Inc. - Supportive Housing - PSH(167)	9	9	7	78%	0%
Lorain - YWCA of Elyria - Women In Secure Housing - PSH(257)	17	17	7	41%	0%
Medina - Medina ADAMH Board Funding - PSH - Voucher(854)	8	8	6	75%	0%
Medina - Medina County ADAMH Board - Northland II - PSH(724)	11	11	5	45%	0%
Medina - Medina MHA - Medina County TRA - PSH(528)	69	69	29	42%	0%
Miami - TriCounty Board of Recovery & Mental Health Services - Miami County SPC - PSH(301)	14	14	8	57%	0%
Montgomery - ARC - BoS HOPWA PH(1650)	0	0	0	N/A	0%
Montgomery - ARC - Montgomery County - HOPWA PH(1649)	0	0	0	N/A	0%
Muskingum - Zanesville MHA - Zanesville MHA Shelter Plus Care TRA Program - PSH(146)	8	8	3	38%	0%

Run Date: 1/13/16

Accessing Mainstream Resources and Earned Income

Gain or Increase Income

Report Date Range: 1/1/2015 12:00:00 AM through 1/1/2016 12:00:00 AM

Goal: At least 70% of adult participants in Permanent Supportive Housing will gain or increase total income by end of reporting period or at exit.

Provider	Total Adults	Total Program Stays	Increased Income	%	Missing Data
Portage - Coleman Professional Services - ODOD Grant - PSH(714)	57	57	31	54%	0%
Portage - Coleman Professional Services - PSH(45)	42	42	24	57%	0%
Portage - Family and Community Services - ISPP - PSH(779)	27	27	13	48%	0%
Portage - Family and Community Services - Ravenna Permanent Supportive - Liberty - PSH(1058)	1	1	0	0%	0%
Portage - Family and Community Services - Ravenna Permanent Supportive - White House - PSH(753)	4	4	3	75%	0%
Portage - Portage MHA - Portage Shelter Plus Care II - PSH(1002)	33	33	13	39%	0%
Portage - Portage MHA - Portage Shelter Plus Care - PSH(114)	34	34	18	53%	0%
Preble - Mental Health Recovery Board of Preble County - Prestwick Square II - PSH(1088)	12	12	2	17%	0%
Preble - Mental Health Recovery Board of Preble County - Prestwick Square - PSH(730)	24	24	6	25%	0%
Richland - Center for Individuals and Family Services - Next Step - PSH (1673)	9	9	1	11%	0%
Sandusky - WSOS CAC - Homenet Permanent Housing - PSH(15)	94	94	50	53%	0%
Sandusky - WSOS CAC - Permanent Supportive Housing - PSH - DV (1035)	58	58	22	38%	0%
Summit - CANAPI - HOPWA PH(1655)	0	0	0	N/A	0%
Trumbull - City of Warren - Coleman Professional - Washington St - PSH (1014)	10	10	2	20%	0%
Trumbull - Trumbull County MH&RB - Joey's Landing - PSH(145)	12	12	4	33%	0%
Trumbull - Trumbull County MH&RB - New Shelter Plus Care Chronic - PSH(764)	43	43	19	44%	0%
Trumbull - Trumbull County MH&RB - New Shelter Plus Care Vouchers - PSH(763)	20	20	9	45%	0%
Trumbull - Trumbull County MH&RB - Shelter Plus Care for homeless persons with disabilities - PSH(548)	65	65	22	34%	0%
Trumbull - Trumbull County MH&RB - Shelter Plus Care Vouchers for Families- PSH(774)	64	64	24	38%	0%
Tuscarawas - ADAMHS Board Shelter Plus Care TRA - PSH(402)	37	37	16	43%	0%
Union - Mental Health Recovery Board - Homeward Bound I'm Home - PSH(61)	7	7	5	71%	0%
Union - Mental Health Recovery Board - Union County Shelter Plus Care - PSH(715)	4	5	1	20%	0%
Vinton - Sojourners Care Network - PSH(1352)	7	7	2	29%	0%
Warren - New Housing Ohio - Permanent Supportive Housing - PSH (762)	18	18	10	56%	0%
Warren - Warren MHA - Shelter Plus Care 2 - PSH(1323)	14	14	3	21%	0%
Warren - Warren MHA - Shelter Plus Care - PSH(208)	27	27	12	44%	0%
Washington - City of Marietta - Marietta Washington Shelter Plus Care - PSH(142)	5	5	4	80%	0%
Wayne - Wayne Liberty Center Connections - PSH Plus Care - PSH (1579)	5	5	0	0%	0%
Wayne - Wayne MHA - Shelter Plus Care - PSH(533)	12	12	2	17%	0%
			Average:	42%	

Accessing Mainstream Resources and Earned Income

Non-Cash Benefits at Exit

Report Date Range: 1/1/2015 12:00:00 AM through 1/1/2016 12:00:00 AM

Goal: At least 85% of adult participants in Permanent Supportive Housing will receive at least one source of non-cash benefits or health insurance at exit.

Provider	Total Adult Leavers	Non-Cash Benefits or Health Insurance at Exit	Percentage	Missing Data
Allen - Allen MHA - Allen Shelter Plus Care Vouchers - PSH(413)	7	7	100%	0%
Ashland - Appleseed CMHC - Beginning Anew - PSH(1347)	6	6	100%	0%
Ashland - Appleseed CMHC - PSH Plus Care - PSH(1566)	3	3	100%	0%
Ashland - Liberty Center Connections - PSH Plus Care - PSH(1605)	0	0	N/A	0%
Ashtabula - MHR SB - Ashtabula SPC Vouchers - PSH(170)	4	4	100%	0%
Athens - Athens MHA - Athens Serenity Village SAMI Shelter Plus Care - PSH(376)	1	1	100%	0%
Athens - Athens MHA - Athens Shelter Plus Care - Tenant Based SPC - PSH(150)	15	15	100%	0%
Athens - Athens MHA - Graham Drive Family Housing - PSH(864)	0	0	N/A	0%
Butler - Butler County SPC for Adults w/ Chronic Homelessness II - PSH(721)	4	2	50%	0%
Butler - Butler County SPC for Adults w/ Chronic Homelessness - PSH(718)	6	6	100%	0%
Butler - Butler County SPC for Homeless Individuals & Families - PSH(719)	3	3	100%	0%
Champaign - Mental Health Drug and Alcohol Board - Mad River/Park - PSH(445)	2	2	100%	0%
Clark - City of Springfield - St. Vincent DePaul SPC - PSH(390)	0	0	N/A	0%
Clark - IHN of Clark County - Mulberry Terrace - PSH(1308)	3	3	100%	0%
Clark - IHN of Clark County - Neighborhood Stabilization Program - PSH(1011)	0	0	N/A	0%
Clark - IHN of Clark County - PHSS Program - PSH(542)	3	3	100%	0%
Clark - Springfield MHA SPC1 - PSH(1353)	6	6	100%	0%
Clark - Springfield MHA - SPC3 - PSH(1354)	2	2	100%	0%
Clermont - Clermont Counseling Center - OHTF - PSH(426)	17	17	100%	0%
Clermont - Clermont MHA - Shelter Plus Care Program - PSH(459)	3	3	100%	0%
Columbiana - Columbiana County MHC - Adult Youth Mentor Program - PSH(422)	5	5	100%	0%
Columbiana - Columbiana County MHC - Permanent Housing for persons with disabilities - PSH(34)	1	1	100%	0%
Columbiana - Columbiana MHA - Columbiana Free Choice II The Counseling Center- PSH(31)	3	3	100%	0%
Columbiana - Columbiana MHA - Columbiana Hearthside SPC Program - PSH(516)	5	4	80%	0%
Columbiana - MHA Shelter Plus Care I - PSH(1099)	11	11	100%	0%
Delaware - The Salvation Army - Permanent Supportive Housing for Families - PSH(332)	2	1	50%	0%
Fairfield - Fairfield MHA CAA - Shelter Plus Care for Families - PSH(754)	14	14	100%	0%
Fairfield - Fairfield MHA LSS - Shelter Plus Care for Singles - PSH(692)	10	10	100%	0%
Fairfield - Lancaster Fairfield CAA - Pearl - PSH(1349)	6	6	100%	0%
Fairfield - Lancaster Fairfield CAA - Rutherford Bridge - PSH(1350)	1	1	100%	0%
Fairfield - Lancaster Fairfield CAA - Rutherford - PSH(1351)	4	4	100%	0%
Fairfield - Lutheran Social Services of Fairfield County - Fairhaven Place - PSH(26)	1	1	100%	0%

Run Date: 1/13/16

Accessing Mainstream Resources and Earned Income

Non-Cash Benefits at Exit

Report Date Range: 1/1/2015 12:00:00 AM through 1/1/2016 12:00:00 AM

Goal: At least 85% of adult participants in Permanent Supportive Housing will receive at least one source of non-cash benefits or health insurance at exit.

Provider	Total Adult Leavers	Non-Cash Benefits or Health Insurance at Exit	Percentage	Missing Data
Fayette - CAC of Fayette County - Fayette Inn - PSH(23)	6	6	100%	0%
Fayette - CAC of Fayette County - Permanent Supportive Housing - PSH(771)	12	12	100%	0%
Fayette - Fayette MHA - Shelter Plus Care - PSH(726)	5	5	100%	0%
Geauga - Board of Mental Health and Recovery Services - PSH(1174)	1	1	100%	0%
Geauga - Board of Mental Health & Recovery Services - SPC Geauga County TRA - PSH(106)	2	2	100%	0%
Greene - Greene MHA - Greene County Tenant Rental Assistance - PSH(154)	7	7	100%	0%
Greene - Housing Solutions of Greene County - PSH(423)	12	12	100%	0%
Hancock - Findlay Hope House for the Homeless - Able Housing - PSH(778)	11	11	100%	0%
Hocking - Hocking MHA - Hocking Shelter Plus Care - PSH(418)	29	29	100%	0%
Jefferson - Jefferson County CAC - Cathedral Apartments - PSH(110)	0	0	N/A	0%
Jefferson - Jefferson County Prevention & Recovery Board - Shelter Plus Care 2 - PSH(747)	6	6	100%	0%
Jefferson - Jefferson County Prevention & Recovery Board - Shelter Plus Care - PSH(746)	10	10	100%	0%
Knox - Knox MHA - Knox County TRA - PSH(369)	14	13	92.9%	0%
Lake - Lake County ADAMHS Board - Lake County SPC III - PSH(739)	0	0	N/A	0%
Lake - Lake County ADAMHS Board - Lake County SPC II - PSH(738)	6	6	100%	0%
Lake - Lake County ADAMHS Board - Lake County SPC - PSH(737)	4	4	100%	0%
Lake - Lake County ADAMHS Board - McKinley Grove SPC - PSH(1038)	3	3	100%	0%
Lake - Lake County ADAMHS Board - PSH(770)	8	7	87.5%	0%
Lawrence - Lawrence County Port Authority - Lawrence County One Stop - PSH(752)	0	0	N/A	0%
Licking - Behavioral Healthcare Partners of Central Ohio- ODSA Bridge fund program - PSH(769)	17	16	94.1%	0%
Licking - Licking MHA - Licking Shelter Plus Care - PSH(148)	5	5	100%	0%
Licking - MHA - Shelter Plus Care Chronic - PSH(729)	3	3	100%	0%
Licking - MHA - Shelter Plus Care Vouchers 2 - PSH(707)	1	1	100%	0%
Licking - The Main Place - Bridges - PSH(768)	3	3	100%	0%
Logan County - Residential Administrators, Inc. - ODSA Permanent Housing - PSH(1024)	0	0	N/A	0%
Logan - Mental Health Drug and Alcohol Board - Family Housing - PSH(722)	4	3	75%	0%
Logan - Mental Health Drug and Alcohol Services Board - Logan Champaign Housing - PSH(462)	0	0	N/A	0%
Logan - Residential Administrators, Inc. - PSH(97)	4	4	100%	0%
Lorain - HM Housing Development Corporation - Faith House II - PSH(392)	3	3	100%	0%
Lorain - Lorain County MHA - Lorain Shelter Plus Care - PSH(137)	21	19	90.5%	0%

Run Date: 1/13/16

Accessing Mainstream Resources and Earned Income

Non-Cash Benefits at Exit

Report Date Range: 1/1/2015 12:00:00 AM through 1/1/2016 12:00:00 AM

Goal: At least 85% of adult participants in Permanent Supportive Housing will receive at least one source of non-cash benefits or health insurance at exit.

Provider	Total Adult Leavers	Non-Cash Benefits or Health Insurance at Exit	Percentage	Missing Data
Lorain - New Sunrise Properties Inc. - Supportive Housing - PSH(167)	0	0	N/A	0%
Lorain - YWCA of Elyria - Women In Secure Housing - PSH(257)	5	5	100%	0%
Medina - Medina ADAMH Board Funding - PSH - Voucher(854)	0	0	N/A	0%
Medina - Medina County ADAMH Board - Northland II - PSH(724)	1	1	100%	0%
Medina - Medina MHA - Medina County TRA - PSH(528)	11	11	100%	0%
Miami - TriCounty Board of Recovery & Mental Health Services - Miami County SPC - PSH(301)	9	8	88.9%	0%
Montgomery - ARC - BoS HOPWA PH(1650)	0	0	N/A	0%
Montgomery - ARC - Montgomery County - HOPWA PH(1649)	0	0	N/A	0%
Muskingum - Zanesville MHA - Zanesville MHA Shelter Plus Care TRA Program - PSH(146)	1	0	0%	0%
Portage - Coleman Professional Services - ODOD Grant - PSH(714)	3	3	100%	0%
Portage - Coleman Professional Services - PSH(45)	4	4	100%	0%
Portage - Family and Community Services - ISPP - PSH(779)	7	7	100%	0%
Portage - Family and Community Services - Ravenna Permanent Supportive - Liberty - PSH(1058)	0	0	N/A	0%
Portage - Family and Community Services - Ravenna Permanent Supportive - White House - PSH(753)	0	0	N/A	0%
Portage - Portage MHA - Portage Shelter Plus Care II - PSH(1002)	9	9	100%	0%
Portage - Portage MHA - Portage Shelter Plus Care - PSH(114)	5	5	100%	0%
Preble - Mental Health Recovery Board of Preble County - Prestwick Square II - PSH(1088)	1	1	100%	0%
Preble - Mental Health Recovery Board of Preble County - Prestwick Square - PSH(730)	4	4	100%	0%
Richland - Center for Individuals and Family Services - Next Step - PSH(1673)	0	0	N/A	0%
Sandusky - WSOS CAC - Homenet Permanent Housing - PSH(15)	22	21	95.5%	0%
Sandusky - WSOS CAC - Permanent Supportive Housing - PSH - DV(1035)	11	11	100%	0%
Summit - CANAPI - HOPWA PH(1655)	0	0	N/A	0%
Trumbull - City of Warren - Coleman Professional - Washington St - PSH(1014)	3	2	66.7%	0%
Trumbull - Trumbull County MH&RB - Joey's Landing - PSH(145)	4	4	100%	0%
Trumbull - Trumbull County MH&RB - New Shelter Plus Care Chronic - PSH(764)	7	7	100%	0%
Trumbull - Trumbull County MH&RB - New Shelter Plus Care Vouchers - PSH(763)	3	3	100%	0%
Trumbull - Trumbull County MH&RB - Shelter Plus Care for homeless persons with disabilities - PSH(548)	15	13	86.7%	0%
Trumbull - Trumbull County MH&RB - Shelter Plus Care Vouchers for Families - PSH(774)	9	9	100%	0%
Tuscarawas - ADAMHS Board Shelter Plus Care TRA - PSH(402)	10	6	60%	10%
Union - Mental Health Recovery Board - Homeward Bound I'm Home - PSH(61)	1	1	100%	0%

Run Date: 1/13/16

Accessing Mainstream Resources and Earned Income

Non-Cash Benefits at Exit

Report Date Range: 1/1/2015 12:00:00 AM through 1/1/2016 12:00:00 AM

Goal: At least 85% of adult participants in Permanent Supportive Housing will receive at least one source of non-cash benefits or health insurance at exit.

Provider	Total Adult Leavers	Non-Cash Benefits or Health Insurance at Exit	Percentage	Missing Data
Union - Mental Health Recovery Board - Union County Shelter Plus Care - PSH (715)	0	0	N/A	0%
Vinton - Sojourners Care Network - PSH(1352)	2	2	100%	0%
Warren - New Housing Ohio - Permanent Supportive Housing - PSH(762)	5	4	80%	0%
Warren - Warren MHA - Shelter Plus Care 2 - PSH(1323)	3	3	100%	0%
Warren - Warren MHA - Shelter Plus Care - PSH(208)	5	3	60%	0%
Washington - City of Marietta - Marietta Washington Shelter Plus Care - PSH(142)	1	1	100%	0%
Wayne - Wayne Liberty Center Connections - PSH Plus Care - PSH(1579)	0	0	N/A	0%
Wayne - Wayne MHA - Shelter Plus Care - PSH(533)	4	3	75%	0%
		Average:	95.41%	