



OHIO BALANCE OF STATE COC QUARTERLY PERFORMANCE REPORT

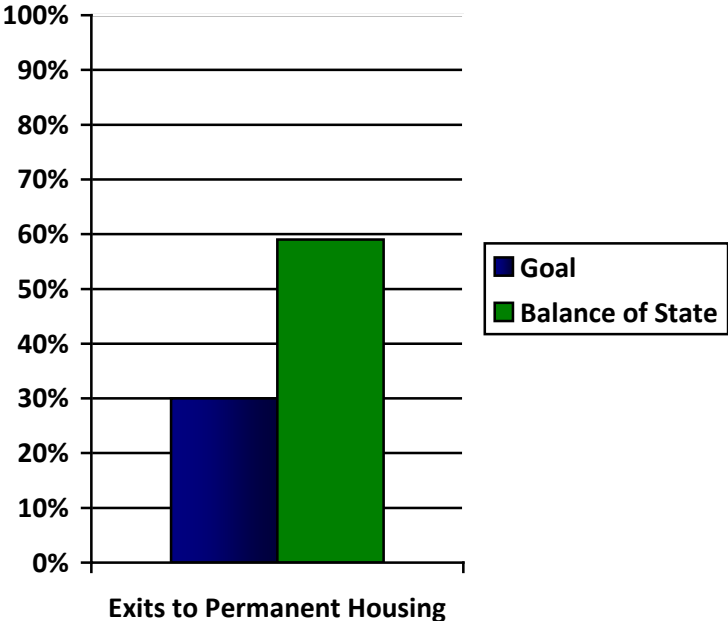
JANUARY – DECEMBER 2014

Please refer to the [Ohio Balance of State CoC Performance Management Plan](#) for the project and system goals for all CoC projects.

Performance Measures for Emergency Shelters

January to December 2014

Performance Measure	Goal	Balance of State Average
Exits to Permanent Housing	30%	59%
Earned Income at Exit	15%	Cannot evaluate at this time due to visibility issues
Non-cash Benefits at Exit	50%	Cannot evaluate at this time due to visibility issues
Average Length of Stay	<40 days	48.9 days



Obtaining and Maintaining Permanent Housing

Exits to Permanent Housing

Report Date Range: 1/1/2014 12:00:00 AM through 1/1/2015 12:00:00 AM

Goal: At least 30% of participants in Emergency Shelter will move into permanent housing at exit.

Provider	Total Leavers (All Destinations)	Permanent Destinations		Missing Data	
		# of Exits	% of Exits	# of Exits	% of Exits
Adams - Adams County Shelter for the Homeless - Adams County Shelter - ES (222)	112	85	75.9%	2	1.8%
Allen - Lima Samaritan House - ES(191)	293	155	52.9%	12	4.1%
Allen - Trinity United Methodist - Family Promise - ES(523)	15	15	100%	0	0%
Ashland - ACCESS Emergency Shelter - ES(566)	33	8	24.2%	0	0%
Ashland - Pump House Ministries - ES(460)	51	16	31.4%	2	3.9%
Ashtabula - Ashtabula Homeless Shelter - Samaritan House - ES(249)	192	91	47.4%	5	2.6%
Athens - LSS of Fairfield County - Athens Clem House - HCHV 90 day - ES - VET (780)	22	8	36.4%	3	13.6%
Belmont - Salvation Army of Belmont County - Family Homeless Shelter - ES(181)	144	134	93.1%	0	0%
Butler - Hope House Rescue Mission - Center of Hope - ES(720)	227	160	70.5%	0	0%
Butler - Hope House Rescue Mission - Hope House - ES(232)	164	69	42.1%	11	6.7%
Butler - Mercy Franciscan at St. Raphael - ES(339)	133	90	67.7%	15	11.3%
Butler - Serve City - Chosen - ES(268)	426	364	85.4%	0	0%
Champaign - Caring Kitchen - ES(217)	153	80	52.3%	4	2.6%
Clark - IHN of Clark County - Hartley House - ES(325)	280	213	76.1%	0	0%
Clark - IHN of Clark County - Hartley House Overflow - ES - Voucher(1021)	26	10	38.5%	0	0%
Clark - IHN of Clark County - Norm's Place - ES(288)	346	241	69.7%	2	0.6%
Clark - IHN of Clark County - Norm's Place Overflow - ES - Voucher(728)	104	47	45.2%	0	0%
Clermont - Clermont County Community Services - James Saul's - ES(293)	483	430	89%	0	0%
Clinton - Clinton County Services - Clinton Co Homeless Shelter - ES(190)	187	129	69%	28	15%
Columbiana - Columbiana County Community Action Agency - ES(83)	69	47	68.1%	0	0%
Columbiana - Columbiana County MHC - Kendall Home - ES(1012)	48	45	93.8%	0	0%
Coshocton - KnoHoCo Ashland CAC - ES(261)	129	109	84.5%	0	0%
Darke - Community Action Partnership of the Greater Dayton Area - ES(713)	80	62	77.5%	5	6.3%
Defiance - Northwestern Ohio CAC - The PATH Center - ES(116)	170	101	59.4%	10	5.9%
Delaware - Family Promise of Delaware County - IHN - ES(717)	132	67	50.8%	14	10.6%
Erie - VOA of Northwest Ohio - Crossroads - ES(136)	236	156	66.1%	0	0%
Fairfield - Lancaster Fairfield CAA - Lancaster Fairfield CAA Family Shelter - ES (260)	110	101	91.8%	0	0%
Fairfield - Lutheran Social Services - Fairfield County Emergency Shelter - ES(25)	233	98	42.1%	10	4.3%
Fairfield - Lutheran Social Services - HCHV 90 Day - ES - VET(704)	48	26	54.2%	0	0%
Fayette - CAC of Fayette County - Brick House - ES(22)	81	63	77.8%	1	1.2%
Fayette - CAC of Fayette County - Motel Voucher- ES(172)	0	0	N/A		
Greene - American Red Cross of Greene County - Emergency Housing - ES(221)	183	82	44.8%	0	0%
Greene - IHN of Greene County - Churches - ES(731)	51	29	56.9%	0	0%
Highland - Highland County Homeless Shelter - ES(241)	117	40	34.2%	17	14.5%
Huron - Erie Huron Counties CAC - Norwalk Homeless Shelter - ES(233)	27	16	59.3%	0	0%
Jefferson - Urban Mission Ministries - Hutton House - ES(310)	84	61	72.6%	0	0%
Lake - Ecumenical Shelter Network - Project Hope for the Homeless - ES(209)	316	117	37%	2	0.6%
Licking - Salvation Army Licking County - ES(188)	495	288	58.2%	0	0%

Obtaining and Maintaining Permanent Housing

Exits to Permanent Housing

Report Date Range: 1/1/2014 12:00:00 AM through 1/1/2015 12:00:00 AM

Goal: At least 30% of participants in Emergency Shelter will move into permanent housing at exit.

Provider	Total Leavers (All Destinations)	Permanent Destinations		Missing Data	
		# of Exits	% of Exits	# of Exits	% of Exits
Logan - Churches - Logan County Homeless Shelter - ES(1025)	45	39	86.7%	0	0%
Lorain - Family Promise of Lorain County - IHN - ES(522)	79	40	50.6%	1	1.3%
Lorain - Neighborhood Alliance - Haven Center - ES(256)	410	145	35.4%	43	10.5%
Madison - CAODMU - Homeless Assistance Grant - ES(1026)	113	112	99.1%	0	0%
Marion - Marion Shelter Program - Family Facility - ES(395)	298	150	50.3%	6	2%
Marion - Marion Shelter Program - Men's Facility - ES(203)	178	58	32.6%	10	5.6%
Miami - Family Abuse Shelter of Miami County - Buckeye House - ES(64)	171	146	85.4%	0	0%
Miami - Family Abuse Shelter of Miami County - Franklin House - ES(65)	282	232	82.3%	1	0.4%
Muskingum - Salvation Army of Zanesville - ES(201)	218	166	76.1%	3	1.4%
Pickaway - Pickaway County CAO - VA HCHV 90 day - ES - SM - VET(748)	61	33	54.1%	0	0%
Pike - Pike County Outreach Council of Churches - Bridgehaven Shelter - ES(240)	98	48	49%	13	13.3%
Portage - Family and Community Services - Housing & Emergency Support Services - ES Overflow(153)	0	0	N/A		
Portage - Family and Community Services - Miller Community House - ES(152)	204	81	39.7%	4	2%
Preble - CAP of the Greater Dayton Area - ES Vouchers(1322)	100	56	56%	5	5%
Richland - Harmony House - ES(119)	462	290	62.8%	54	11.7%
Ross - Ross County CAC - Men's Shelter - ES(755)	52	13	25%	1	1.9%
Ross - Seeds of Hope - ES(1060)	50	17	34%	2	4%
Sandusky - Liberty Center of Sandusky County - Liberty Center - ES(175)	105	84	80%	0	0%
Scioto - Scioto Christian Ministries - ES(199)	408	284	69.6%	0	0%
Trumbull - Urban League - Amos Christy House - ES(252)	389	250	64.3%	0	0%
Tuscarawas - Friends of the Homeless - Tuscarawas County Shelter - ES(341)	171	77	45%	20	11.7%
Vinton - Sojourners Care Network - ES(856)	3	0	0%	0	0%
Warren - IHN of Warren County - ES(224)	89	10	11.2%	0	0%
Warren - New Housing Ohio - Bernies Place - ES(386)	85	59	69.4%	0	0%
Wayne - Salvation Army Wooster - Salvation Army Shelter - ES(226)	337	121	35.9%	70	20.8%
zzPreble - CAP of the Greater Dayton Area - Emergency Shelter - ES(766)	7	4	57.1%	0	0%
		Averages:	59%		

Length of Time Homeless

Report Date Range: 1/1/2014 12:00:00 AM through 1/1/2015 12:00:00 AM

Goal: Emergency Shelters will have a participant average length of stay of no more than 40 days.

Provider	Average Length of Stay in Days
Adams - Adams County Shelter for the Homeless - Adams County Shelter - ES(222)	34.33
Allen - Lima Samaritan House - ES(191)	20.98
Allen - Trinity United Methodist - Family Promise - ES(523)	98.27
Ashland - ACCESS Emergency Shelter - ES(566)	31.64
Ashland - Pump House Ministries - ES(460)	157.37
Ashtabula - Ashtabula Homeless Shelter - Samaritan House - ES(249)	18.77
Athens - LSS of Fairfield County - Athens Clem House - HCHV 90 day - ES - VET(780)	77.77
Belmont - Salvation Army of Belmont County - Family Homeless Shelter - ES(181)	46.65
Butler - Hope House Rescue Mission - Center of Hope - ES(720)	54.62
Butler - Hope House Rescue Mission - Hope House - ES(232)	57.45
Butler - Mercy Franciscan at St. Raphael - ES(339)	68.35
Butler - Serve City - Chosen - ES(268)	27.96
Champaign - Caring Kitchen - ES(217)	27.85
Clark - IHN of Clark County - Hartley House - ES(325)	28.24
Clark - IHN of Clark County - Hartley House Overflow - ES - Voucher(1021)	4.48
Clark - IHN of Clark County - Norm's Place - ES(288)	25.26
Clark - IHN of Clark County - Norm's Place Overflow - ES - Voucher(728)	19.72
Clermont - Clermont County Community Services - James Saul's - ES(293)	26.05
Clinton - Clinton County Services - Clinton Co Homeless Shelter - ES(190)	30.86
Columbiana - Columbiana County Community Action Agency - ES(83)	39.17
Columbiana - Columbiana County MHC - Kendall Home - ES(1012)	36.81
Coshocton - KnoHoCo Ashland CAC - ES(261)	49.66
Darke - Community Action Partnership of the Greater Dayton Area - ES(713)	19.87
Defiance - Northwestern Ohio CAC - The PATH Center - ES(116)	36.79
Delaware - Family Promise of Delaware County - IHN - ES(717)	30.48
Erie - VOA of Northwest Ohio - Crossroads - ES(136)	19.22
Fairfield - Lancaster Fairfield CAA - Lancaster Fairfield CAA Family Shelter - ES(260)	38.18
Fairfield - Lutheran Social Services - Fairfield County Emergency Shelter - ES(25)	28.17
Fairfield - Lutheran Social Services - HCHV 90 Day - ES - VET(704)	68.85
Fayette - CAC of Fayette County - Brick House - ES(22)	39.89
Fayette - CAC of Fayette County - Motel Voucher- ES(172)	N/A
Greene - American Red Cross of Greene County - Emergency Housing - ES(221)	36.7

Run Date: 1/16/15

Length of Time Homeless

Report Date Range: 1/1/2014 12:00:00 AM through 1/1/2015 12:00:00 AM

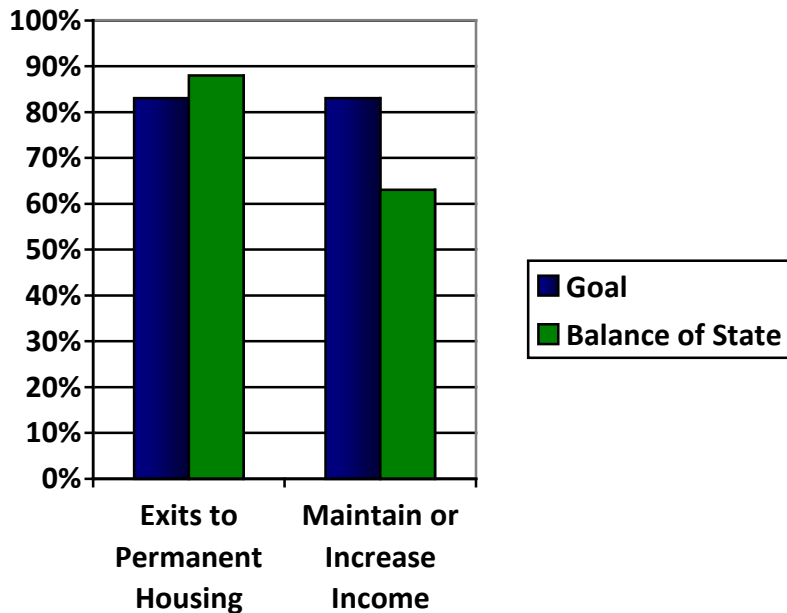
Greene - IHN of Greene County - Churches - ES(731)	46.86
Highland - Highland County Homeless Shelter - ES(241)	44.12
Huron - Erie Huron Counties CAC - Norwalk Homeless Shelter - ES(233)	66.48
Jefferson - Urban Mission Ministries - Hutton House - ES(310)	56.18
Lake - Ecumenical Shelter Network - Project Hope for the Homeless - ES(209)	30.91
Licking - Salvation Army Licking County - ES(188)	33.67
Logan - Churches - Logan County Homeless Shelter - ES(1025)	43.8
Lorain - Family Promise of Lorain County - IHN - ES(522)	56.42
Lorain - Neighborhood Alliance - Haven Center - ES(256)	37.06
Madison - CAODMU - Homeless Assistance Grant - ES(1026)	9.38
Marion - Marion Shelter Program - Family Facility - ES(395)	24.21
Marion - Marion Shelter Program - Men's Facility - ES(203)	21.74
Miami - Family Abuse Shelter of Miami County - Buckeye House - ES(64)	26.68
Miami - Family Abuse Shelter of Miami County - Franklin House - ES(65)	23.89
Muskingum - Salvation Army of Zanesville - ES(201)	22.04
Pickaway - Pickaway County CAO - VA HCHV 90 day - ES - SM - VET(748)	89.77
Pike - Pike County Outreach Council of Churches - Bridgehaven Shelter - ES(240)	24.59
Portage - Family and Community Services - Housing & Emergency Support Services - ES Overflow(153)	N/A
Portage - Family and Community Services - Miller Community House - ES(152)	38.09
Preble - CAP of the Greater Dayton Area - ES Vouchers(1322)	5.13
Richland - Harmony House - ES(119)	28.86
Ross - Ross County CAC - Men's Shelter - ES(755)	19.04
Ross - Seeds of Hope - ES(1060)	25.15
Sandusky - Liberty Center of Sandusky County - Liberty Center - ES(175)	45.91
Scioto - Scioto Christian Ministries - ES(199)	27.12
Trumbull - Urban League - Amos Christy House - ES(252)	19.25
Tuscarawas - Friends of the Homeless - Tuscarawas County Shelter - ES(341)	61.22
Vinton - Sojourners Care Network - ES(856)	1
Warren - IHN of Warren County - ES(224)	48.65
Warren - New Housing Ohio - Bernies Place - ES(386)	44.16
Wayne - Salvation Army Wooster - Salvation Army Shelter - ES(226)	30.61
Average	48.86

Run Date: 1/16/15

Performance Measures for Transitional Housing

January to December 2014

Performance Measure	Goal	Balance of State Average
Exits to Permanent Housing	83%	88%
Earned Income at Exit	40%	Cannot evaluate due to visibility issues
Maintain or Increase Income	70%	63%
Non-cash Benefits at Exit	85%	Cannot evaluate due to visibility issues
VOUCHER BASED PROJECTS: Average Length of Stay	<180 days	367.7 days
FACILITY BASED PROJECTS: Average Length of Stay	<240 days	192.4 days



Obtaining and Maintaining Permanent Housing

Exits to Permanent Housing

Report Date Range: 1/1/2014 12:00:00 AM through 1/1/2015 12:00:00 AM

Goal: At least 83% of participants in Transitional Housing will move into permanent housing at exit.

Provider	Total Leavers (All Destinations)	Permanent Destinations		Missing Data	
		# of Exits	% of Exits	# of Exits	% of Exits
Ashland - Appleseed CMHC - Keys to Transition - TH(144)	37	37	100%	0	0%
Ashtabula - Beatitude House - House of Blessing - TH(863)	37	35	94.6%	1	2.7%
Butler County - YWCA of Hamilton Ohio - Goodman Place - TH(254)	13	9	69.2%	0	0%
Clark - McKinley Hall - Dimensions Women's Transitional - TH(634)	33	26	78.8%	0	0%
Columbiana - Community Action Agency of Columbiana - Another Chance - TH (81)	18	18	100%	0	0%
Columbiana - Family Recovery Center - Fleming House - TH(85)	25	23	92%	0	0%
Erie - VOA of Northwest Ohio - Crossroads Supportive housing program - TH(134)	89	77	86.5%	0	0%
Erie - VOA of Northwest Ohio - Serenity House supportive housing program- TH (133)	10	9	90%	0	0%
Fayette - CAC of Fayette County - CAC Transitional Housing - TH(24)	50	49	98%	0	0%
Greene - CAP of the Greater Dayton Area - Harding Place Transitional Housing - TH(157)	61	48	78.7%	1	1.6%
Huron - Catholic Charities Toledo - Miriam House Transitional Housing - TH(122)	40	40	100%	0	0%
Lawrence - Ironton Lawrence CAO - One Stop TH Program - TH(138)	44	42	95.5%	2	4.5%
Licking - Licking County Coalition for Housing - LCCH - TH(251)	91	75	82.4%	2	2.2%
Lorain - HM Housing Development Corporation - FAITH House - TH(120)	21	20	95.2%	0	0%
Lorain - YWCA of Elyria - Women's Campus Project - TH(124)	41	41	100%	0	0%
Miami - Family Abuse Shelter of Miami County - Transitional Housing Renewal - TH(67)	20	13	65%	0	0%
Pickaway - Pickaway County CAO - Haven House Supportive Housing Project - TH - DV(126)	53	46	86.8%	0	0%
Portage - Family and Community Services - Portage Area Transitional Housing 2 - TH(531)	31	31	100%	0	0%
Portage - Family and Community Services - Portage Area Transitional Housing 3 - TH(91)	22	20	90.9%	1	4.5%
Richland - Center for Individuals and Family Services - Next Step - TH(104)	5	5	100%	0	0%
Richland - VOA of Greater Ohio - Mansfield Transitional Housing Program - TH (113)	79	59	74.7%	1	1.3%
Sandusky - WSOS CAC - WSOS Homenet - TH(14)	84	77	91.7%	0	0%
Trumbull - Beatitude House - House of Blessing Warren - TH(109)	40	36	90%	0	0%
Union - MHRB of Union County - Homeward Bound - TH(59)	15	5	33.3%	0	0%
Warren - Warren MHA - Transitions - TH(56)	174	170	97.7%	0	0%
		Averages:		88%	

Accessing Mainstream Resources and Earned Income

Maintain or Increase Income

Report Date Range: 1/1/2014 12:00:00 AM through 1/1/2015 12:00:00 AM

Goal: At least 70% of adult participants in Transitional Housing will maintain or increase total income by end of reporting period or at exit.

Provider	Total Adults	Total Program Stays	Maintain or Increase Income	%	Missing Data
Ashland - Appleseed CMHC - Keys to Transition - TH(144)	21	21	15	71%	0%
Ashtabula - Beatitude House - House of Blessing - TH(863)	27	27	17	63%	0%
Butler County - YWCA of Hamilton Ohio - Goodman Place - TH(254)	28	29	11	38%	0%
Clark - McKinley Hall - Dimensions Women's Transitional - TH(634)	21	24	8	33%	0%
Columbiana - Community Action Agency of Columbiana - Another Chance - TH(81)	16	16	10	63%	0%
Columbiana - Family Recovery Center - Fleming House - TH(85)	21	22	13	59%	9.5%
Erie - VOA of Northwest Ohio - Crossroads Supportive housing program - TH(134)	80	81	54	67%	0%
Erie - VOA of Northwest Ohio - Serenity House supportive housing program- TH(133)	25	25	18	72%	0%
Fayette - CAC of Fayette County - CAC Transitional Housing - TH(24)	28	28	20	71%	0%
Greene - CAP of the Greater Dayton Area - Harding Place Transitional Housing - TH(157)	77	77	42	55%	0%
Huron - Catholic Charities Toledo - Miriam House Transitional Housing - TH(122)	21	22	15	68%	0%
Lawrence - Ironton Lawrence CAO - One Stop TH Program - TH(138)	60	60	39	65%	0%
Licking - Licking County Coalition for Housing - LCCH - TH(251)	95	97	62	64%	0%
Lorain - HM Housing Development Corporation - FAITH House - TH(120)	14	14	12	86%	0%
Lorain - YWCA of Elyria - Women's Campus Project - TH(124)	30	32	22	69%	0%
Miami - Family Abuse Shelter of Miami County - Transitional Housing Renewal - TH(67)	27	27	22	81%	0%
Pickaway - Pickaway County CAO - Haven House Supportive Housing Project - TH - DV(126)	42	43	30	70%	0%
Portage - Family and Community Services - Portage Area Transitional Housing 2 - TH(531)	20	20	9	45%	0%
Portage - Family and Community Services - Portage Area Transitional Housing 3 - TH(91)	35	35	21	60%	0%
Richland - Center for Individuals and Family Services - Next Step - TH (104)	9	9	6	67%	0%
Richland - VOA of Greater Ohio - Mansfield Transitional Housing Program - TH(113)	106	111	67	60%	0%
Sandusky - WSOS CAC - WSOS Homenet - TH(14)	60	60	35	58%	1.7%
Trumbull - Beatitude House - House of Blessing Warren - TH(109)	24	24	15	63%	0%
Union - MHRB of Union County - Homeward Bound - TH(59)	20	20	11	55%	0%
Warren - Warren MHA - Transitions - TH(56)	113	114	83	73%	0%
			Average:	63%	

Length of Time Homeless

Report Date Range: 1/1/2014 12:00:00 AM through 1/1/2015 12:00:00 AM

Goal: Facility-based Transitional Housing projects will have a participant average length of stay of no more than 240 days.

Facility Based TH Project Name	Average Length of Stay in Days
Ashland - Appleseed CMHC - Keys to Transition - TH(144)	168.3
Ashtabula - Beatitude House - House of Blessing - TH(863)	244.16
Butler County - YWCA of Hamilton Ohio - Goodman Place - TH(254)	230.31
Clark - McKinley Hall - Dimensions Women's Transitional - TH(634)	144.94
Columbiana - Community Action Agency of Columbiana - Another Chance - TH(81)	367.56
Columbiana - Family Recovery Center - Fleming House - TH(85)	333.24
Erie - VOA of Northwest Ohio - Crossroads Supportive housing program - TH(134)	141.01
Erie - VOA of Northwest Ohio - Serenity House supportive housing program- TH(133)	495.5
Fayette - CAC of Fayette County - CAC Transitional Housing - TH(24)	268.04
Greene - CAP of the Greater Dayton Area - Harding Place Transitional Housing - TH(157)	92.48
Huron - Catholic Charities Toledo - Miriam House Transitional Housing - TH(122)	91.49
Lawrence - Ironton Lawrence CAO - One Stop TH Program - TH(138)	298.11
Licking - Licking County Coalition for Housing - LCCH - TH(251)	315.13
Lorain - HM Housing Development Corporation - FAITH House - TH(120)	294.9
Lorain - YWCA of Elyria - Women's Campus Project - TH(124)	174.14
Miami - Family Abuse Shelter of Miami County - Transitional Housing Renewal - TH(67)	111.6
Pickaway - Pickaway County CAO - Haven House Supportive Housing Project - TH - DV(126)	58.43
Portage - Family and Community Services - Portage Area Transitional Housing 2 - TH(531)	314.55
Richland - Center for Individuals and Family Services - Next Step - TH(104)	262.8
Richland - VOA of Greater Ohio - Mansfield Transitional Housing Program - TH(113)	82.36
Sandusky - WSOS CAC - WSOS Homenet - TH(14)	229.13
Trumbull - Beatitude House - House of Blessing Warren - TH(109)	304.5
Union - MHRB of Union County - Homeward Bound - TH(59)	83.47
Facility Average	192.41

Run Date: 1/15/15

Length of Time Homeless

Report Date Range: 1/1/2014 12:00:00 AM through 1/1/2015 12:00:00 AM

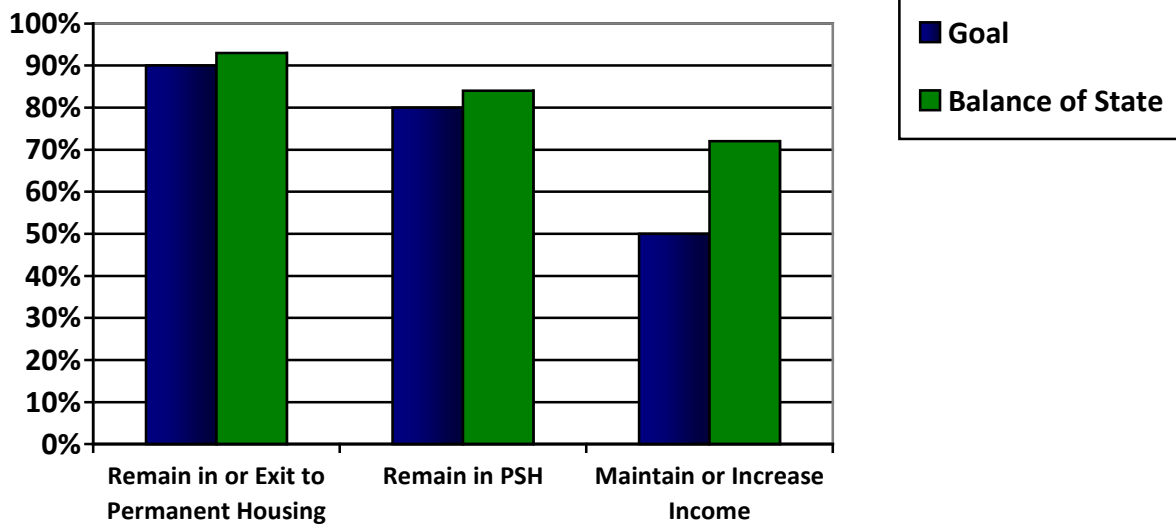
Goal: Voucher-based Transitional Housing projects will have a participant average length of stay of no more than 180 days.

Voucher Based TH Project Name	Average Length of Stay in Days
Portage - Family and Community Services - Portage Area Transitional Housing 3 - TH(91)	280.05
Warren - Warren MHA - Transitions - TH(56)	420.46
Voucher Average	367.69

Performance Measures for Permanent Supportive Housing

January to December 2014

Performance Measure	Goal	Balance of State Average
Remain in or Exit to Permanent Housing	90%	93%
Remain in Permanent Supportive Housing	80%	84%
Earned Income at Exit	15%	Cannot evaluate due to visibility issues
Maintain or Increase Income	50%	72%
Non-cash Benefits at Exit	85%	Cannot evaluate due to visibility issues



Obtaining and Maintaining Permanent Housing

Remain in or Exit to Permanent Housing

Report Date Range: 1/1/2014 12:00:00 AM through 1/1/2015 12:00:00 AM

Goal: At least 90% of participants remain in Permanent Supportive Housing or exit to permanent housing as of the end of the reporting period or at program exit.

Provider	Total Clients	Remaining in or exiting to PH	Percentage	Missing Destination or Don't Know Destination
Allen - Allen MHA - Allen Shelter Plus Care Vouchers - PSH(413)	55	48	87.3%	11.1%
Ashland - Appleseed CMHC - Beginning Anew - PSH(1347)	6	6	100%	0%
Ashtabula - MHR SB - Ashtabula SPC Vouchers - PSH(170)	53	53	100%	0%
Athens - Athens MHA - Athens Serenity Village SAMI Shelter Plus Care - PSH (376)	9	6	66.7%	0%
Athens - Athens MHA - Athens Shelter Plus Care - Tenant Based SPC - PSH (150)	71	70	98.6%	0%
Athens - Athens MHA - Graham Drive Family Housing - PSH(864)	15	15	100%	0%
Butler - Butler County SPC for Adults w/ Chronic Homelessness II - PSH(721)	28	25	89.3%	20%
Butler - Butler County SPC for Adults w/ Chronic Homelessness - PSH(718)	41	39	95.1%	0%
Butler - Butler County SPC for Homeless Individuals & Families - PSH(719)	43	41	95.3%	0%
Champaign - Mental Health Drug and Alcohol Board - Mad River/Park - PSH (445)	14	14	100%	0%
Clark - City of Springfield - St. Vincent DePaul SPC - PSH(390)	9	9	100%	0%
Clark - IHN of Clark County - PHSS Program - PSH(542)	21	20	95.2%	0%
Clark - Springfield MHA SPC1 - PSH(1353)	30	28	93.3%	16.7%
Clark - Springfield MHA - SPC3 - PSH(1354)	13	13	100%	0%
Clermont - Clermont MHA - Shelter Plus Care Program - PSH(459)	8	7	87.5%	0%
Columbiana - Columbiana County MHC - Permanent Housing for persons with disabilities - PSH(34)	12	11	91.7%	0%
Columbiana - Columbiana MHA - Columbiana Free Choice II The Counseling Center- PSH(31)	8	8	100%	0%
Columbiana - Columbiana MHA - Columbiana Hearthside SPC Program - PSH (516)	23	22	95.7%	0%
Columbiana - MHA Shelter Plus Care I - PSH(1099)	86	85	98.8%	0%
Delaware - The Salvation Army - Permanent Supportive Housing for Families - PSH(332)	35	35	100%	0%
Fairfield - Fairfield MHA CAA - Shelter Plus Care for Families - PSH(754)	115	105	91.3%	0%
Fairfield - Fairfield MHA LSS - Shelter Plus Care for Singles - PSH(692)	34	32	94.1%	0%
Fayette - CAC of Fayette County - Fayette Inn - PSH(23)	20	20	100%	0%
Fayette - CAC of Fayette County - Permanent Supportive Housing - PSH(771)	23	23	100%	0%
Fayette - Fayette MHA - Shelter Plus Care - PSH(726)	11	11	100%	0%
Geauga - Board of Mental Health & Recovery Services - SPC Geauga County TRA - PSH(106)	24	24	100%	0%
Greene - Greene MHA - Greene County Tenant Rental Assistance - PSH(154)	36	33	91.7%	0%
Hancock - Findlay Hope House for the Homeless - Able Housing - PSH(778)	61	55	90.2%	3.6%
Hocking - Hocking MHA - Hocking Shelter Plus Care - PSH(418)	111	107	96.4%	0%

Obtaining and Maintaining Permanent Housing

Remain in or Exit to Permanent Housing

Report Date Range: 1/1/2014 12:00:00 AM through 1/1/2015 12:00:00 AM

Goal: At least 90% of participants remain in Permanent Supportive Housing or exit to permanent housing as of the end of the reporting period or at program exit.

Provider	Total Clients	Remaining in or exiting to PH	Percentage	Missing Destination or Don't Know Destination
Jefferson - Jefferson County Prevention & Recovery Board - Shelter Plus Care 2 - PSH(747)	27	23	85.2%	0%
Jefferson - Jefferson County Prevention & Recovery Board - Shelter Plus Care - PSH(746)	76	73	96.1%	0%
Knox - Knox MHA - Knox County TRA - PSH(369)	71	65	91.5%	0%
Lake - Lake County ADAMHS Board - Lake County SPC III - PSH(739)	5	5	100%	0%
Lake - Lake County ADAMHS Board - Lake County SPC II - PSH(738)	35	34	97.1%	0%
Lake - Lake County ADAMHS Board - Lake County SPC - PSH(737)	42	40	95.2%	0%
Lake - Lake County ADAMHS Board - McKinley Grove SPC - PSH(1038)	14	14	100%	0%
Lawrence - Lawrence County Port Authority - Lawrence County One Stop - PSH(752)	12	10	83.3%	0%
Licking - Knox MHA - Shelter Plus Care Chronic - PSH(729)	10	9	90%	0%
Licking - Knox MHA - Shelter Plus Care Vouchers 2 - PSH(707)	8	7	87.5%	0%
Licking - Licking MHA - Licking Shelter Plus Care - PSH(148)	93	85	91.4%	19%
Logan - Mental Health Drug and Alcohol Board - Family Housing - PSH(722)	53	50	94.3%	0%
Logan - Mental Health Drug and Alcohol Services Board - Logan Champaign Housing - PSH(462)	29	29	100%	0%
Logan - Residential Administrators, Inc. - PSH(97)	19	19	100%	0%
Lorain - HM Housing Development Corporation - Faith House II - PSH(392)	29	29	100%	0%
Lorain - Lorain County MHA - Lorain Shelter Plus Care - PSH(137)	103	99	96.1%	0%
Lorain - New Sunrise Properties Inc. - Supportive Housing - PSH(167)	12	12	100%	0%
Lorain - YWCA of Elyria - Women In Secure Housing - PSH(257)	19	18	94.7%	0%
Medina - Medina County ADAMH Board - Northland II - PSH(724)	12	9	75%	0%
Medina - Medina MHA - Medina County TRA - PSH(528)	80	80	100%	0%
Miami - TriCounty Board of Recovery & Mental Health Services - Miami County SPC - PSH(301)	12	12	100%	0%
Muskingum - Zanesville MHA - Zanesville MHA Shelter Plus Care TRA Program - PSH(146)	9	9	100%	0%
Portage - Coleman Professional Services - PSH(45)	61	45	73.8%	0%
Portage - Family and Community Services - Ravenna Permanent Supportive - White House - PSH(753)	5	4	80%	0%
Portage - Portage MHA - Portage Shelter Plus Care II - PSH(1002)	32	28	87.5%	20%
Portage - Portage MHA - Portage Shelter Plus Care - PSH(114)	40	35	87.5%	10%
Preble - Mental Health Recovery Board of Preble County - Prestwick Square II - PSH(1088)	13	10	76.9%	100%
Preble - Mental Health Recovery Board of Preble County - Prestwick Square - PSH(730)	32	31	96.9%	0%
Sandusky - WSOS CAC - Homenet Permanent Housing - PSH(15)	154	154	100%	0%

Obtaining and Maintaining Permanent Housing

Remain in or Exit to Permanent Housing

Report Date Range: 1/1/2014 12:00:00 AM through 1/1/2015 12:00:00 AM

Goal: At least 90% of participants remain in Permanent Supportive Housing or exit to permanent housing as of the end of the reporting period or at program exit.

Provider	Total Clients	Remaining in or exiting to PH	Percentage	Missing Destination or Don't Know Destination
Sandusky - WSOS CAC - Permanent Supportive Housing - PSH - DV(1035)	104	101	97.1%	0%
Trumbull - Trumbull County MH&RB - Joey's Landing - PSH(145)	12	6	50%	0%
Trumbull - Trumbull County MH&RB - New Shelter Plus Care Chronic - PSH (764)	36	34	94.4%	0%
Trumbull - Trumbull County MH&RB - New Shelter Plus Care Vouchers - PSH (763)	12	10	83.3%	0%
Trumbull - Trumbull County MH&RB - Shelter Plus Care for homeless persons with disabilities - PSH(548)	67	62	92.5%	4.5%
Trumbull - Trumbull County MH&RB - Shelter Plus Care Vouchers for Families- PSH(774)	183	180	98.4%	0%
Tuscarawas - ADAMHS Board Shelter Plus Care TRA - PSH(402)	49	48	98%	0%
Union - Mental Health Recovery Board - Homeward Bound I'm Home - PSH (61)	7	6	85.7%	0%
Union - Mental Health Recovery Board - Union County Shelter Plus Care - PSH(715)	12	12	100%	0%
Warren - New Housing Ohio - Permanent Supportive Housing - PSH(762)	23	22	95.7%	0%
Warren - Warren MHA - Shelter Plus Care 2 - PSH(1323)	9	9	100%	0%
Warren - Warren MHA - Shelter Plus Care - PSH(208)	23	18	78.3%	0%
Washington - City of Marietta - Marietta Washington Shelter Plus Care - PSH (142)	6	6	100%	0%
Wayne - Wayne MHA - Shelter Plus Care - PSH(533)	12	10	83.3%	33.3%
		Average:	93%	

Obtaining and Maintaining Permanent Housing

Remaining in Permanent Supportive Housing

Report Date Range: 1/1/2014 12:00:00 AM through 1/1/2015 12:00:00 AM

Goal: At least 80% of participants remain in Permanent Supportive Housing for six months or more.

Provider	Total Clients	Total Program Stays	Each Program Stay LoS > 180 days	%
Allen - Allen MHA - Allen Shelter Plus Care Vouchers - PSH(413)	55	55	34	61.8%
Ashland - Appleseed CMHC - Beginning Anew - PSH(1347)	6	6	1	16.7%
Ashtabula - MHR SB - Ashtabula SPC Vouchers - PSH(170)	53	53	53	100%
Athens - Athens MHA - Athens Serenity Village SAMI Shelter Plus Care - PSH(376)	9	9	6	66.7%
Athens - Athens MHA - Athens Shelter Plus Care - Tenant Based SPC - PSH(150)	71	71	44	62%
Athens - Athens MHA - Graham Drive Family Housing - PSH(864)	15	15	15	100%
Butler - Butler County SPC for Adults w/ Chronic Homelessness II - PSH(721)	28	28	28	100%
Butler - Butler County SPC for Adults w/ Chronic Homelessness - PSH(718)	41	41	39	95.1%
Butler - Butler County SPC for Homeless Individuals & Families - PSH(719)	43	43	43	100%
Champaign - Mental Health Drug and Alcohol Board - Mad River/Park - PSH(445)	14	14	14	100%
Clark - City of Springfield - St. Vincent DePaul SPC - PSH(390)	9	9	6	66.7%
Clark - IHN of Clark County - PHSS Program - PSH(542)	21	21	18	85.7%
Clark - Springfield MHA SPC1 - PSH(1353)	30	30	23	76.7%
Clark - Springfield MHA - SPC3 - PSH(1354)	13	13	11	84.6%
Clermont - Clermont MHA - Shelter Plus Care Program - PSH(459)	8	8	7	87.5%
Columbiana - Columbiana County MHC - Permanent Housing for persons with disabilities - PSH(34)	12	12	12	100%
Columbiana - Columbiana MHA - Columbiana Free Choice II The Counseling Center- PSH(31)	8	8	7	87.5%
Columbiana - Columbiana MHA - Columbiana Hearthside SPC Program - PSH(516)	23	23	16	69.6%
Columbiana - MHA Shelter Plus Care I - PSH(1099)	86	86	82	95.3%
Delaware - The Salvation Army - Permanent Supportive Housing for Families - PSH(332)	35	35	33	94.3%
Fairfield - Fairfield MHA CAA - Shelter Plus Care for Families - PSH(754)	115	122	99	81.1%
Fairfield - Fairfield MHA LSS - Shelter Plus Care for Singles - PSH(692)	34	34	26	76.5%
Fayette - CAC of Fayette County - Fayette Inn - PSH(23)	20	21	18	85.7%
Fayette - CAC of Fayette County - Permanent Supportive Housing - PSH(771)	23	23	23	100%
Fayette - Fayette MHA - Shelter Plus Care - PSH(726)	11	11	10	90.9%
Geauga - Board of Mental Health & Recovery Services - SPC Geauga County TRA - PSH(106)	24	24	22	91.7%
Greene - Greene MHA - Greene County Tenant Rental Assistance - PSH(154)	36	36	36	100%
Hancock - Findlay Hope House for the Homeless - Able Housing - PSH(778)	61	61	39	63.9%
Hocking - Hocking MHA - Hocking Shelter Plus Care - PSH(418)	111	111	97	87.4%
Jefferson - Jefferson County Prevention & Recovery Board - Shelter Plus Care 2 - PSH(747)	27	27	18	66.7%
Jefferson - Jefferson County Prevention & Recovery Board - Shelter Plus Care - PSH(746)	76	76	68	89.5%
Knox - Knox MHA - Knox County TRA - PSH(369)	71	71	50	70.4%
Lake - Lake County ADAMHS Board - Lake County SPC III - PSH(739)	5	5	5	100%
Lake - Lake County ADAMHS Board - Lake County SPC II - PSH(738)	35	35	35	100%
Lake - Lake County ADAMHS Board - Lake County SPC - PSH(737)	42	42	33	78.6%
Lake - Lake County ADAMHS Board - McKinley Grove SPC - PSH(1038)	14	14	13	92.9%
Lawrence - Lawrence County Port Authority - Lawrence County One Stop - PSH(752)	12	12	10	83.3%

Obtaining and Maintaining Permanent Housing

Remaining in Permanent Supportive Housing

Report Date Range: 1/1/2014 12:00:00 AM through 1/1/2015 12:00:00 AM

Goal: At least 80% of participants remain in Permanent Supportive Housing for six months or more.

Provider	Total Clients	Total Program Stays	Each Program Stay LoS > 180 days	%
Licking - Knox MHA - Shelter Plus Care Chronic - PSH(729)	10	11	10	90.9%
Licking - Knox MHA - Shelter Plus Care Vouchers 2 - PSH(707)	8	8	7	87.5%
Licking - Licking MHA - Licking Shelter Plus Care - PSH(148)	93	93	84	90.3%
Logan - Mental Health Drug and Alcohol Board - Family Housing - PSH(722)	53	53	41	77.4%
Logan - Mental Health Drug and Alcohol Services Board - Logan Champaign Housing - PSH(462)	29	29	25	86.2%
Logan - Residential Administrators, Inc. - PSH(97)	19	19	18	94.7%
Lorain - HM Housing Development Corporation - Faith House II - PSH(392)	29	29	20	69%
Lorain - Lorain County MHA - Lorain Shelter Plus Care - PSH(137)	103	105	100	95.2%
Lorain - New Sunrise Properties Inc. - Supportive Housing - PSH(167)	12	12	12	100%
Lorain - YWCA of Elyria - Women In Secure Housing - PSH(257)	19	19	14	73.7%
Medina - Medina County ADAMH Board - Northland II - PSH(724)	12	12	10	83.3%
Medina - Medina MHA - Medina County TRA - PSH(528)	80	80	67	83.8%
Miami - TriCounty Board of Recovery & Mental Health Services - Miami County SPC - PSH(301)	12	12	11	91.7%
Muskingum - Zanesville MHA - Zanesville MHA Shelter Plus Care TRA Program - PSH(146)	9	10	10	100%
Portage - Coleman Professional Services - PSH(45)	61	61	45	73.8%
Portage - Family and Community Services - Ravenna Permanent Supportive - White House - PSH(753)	5	5	4	80%
Portage - Portage MHA - Portage Shelter Plus Care II - PSH(1002)	32	32	24	75%
Portage - Portage MHA - Portage Shelter Plus Care - PSH(114)	40	40	33	82.5%
Preble - Mental Health Recovery Board of Preble County - Prestwick Square II - PSH(1088)	13	13	9	69.2%
Preble - Mental Health Recovery Board of Preble County - Prestwick Square - PSH(730)	32	32	27	84.4%
Sandusky - WSOS CAC - Homenet Permanent Housing - PSH(15)	154	154	139	90.3%
Sandusky - WSOS CAC - Permanent Supportive Housing - PSH - DV(1035)	104	104	39	37.5%
Trumbull - Trumbull County MH&RB - Joey's Landing - PSH(145)	12	12	11	91.7%
Trumbull - Trumbull County MH&RB - New Shelter Plus Care Chronic - PSH(764)	36	36	28	77.8%
Trumbull - Trumbull County MH&RB - New Shelter Plus Care Vouchers - PSH(763)	12	12	10	83.3%
Trumbull - Trumbull County MH&RB - Shelter Plus Care for homeless persons with disabilities - PSH(548)	67	67	54	80.6%
Trumbull - Trumbull County MH&RB - Shelter Plus Care Vouchers for Families- PSH(774)	183	183	140	76.5%
Tuscarawas - ADAMHS Board Shelter Plus Care TRA - PSH(402)	49	49	48	98%
Union - Mental Health Recovery Board - Homeward Bound I'm Home - PSH(61)	7	7	6	85.7%
Union - Mental Health Recovery Board - Union County Shelter Plus Care - PSH(715)	12	14	14	100%
Warren - New Housing Ohio - Permanent Supportive Housing - PSH(762)	23	23	22	95.7%
Warren - Warren MHA - Shelter Plus Care 2 - PSH(1323)	9	9	4	44.4%
Warren - Warren MHA - Shelter Plus Care - PSH(208)	23	23	22	95.7%
Washington - City of Marietta - Marietta Washington Shelter Plus Care - PSH(142)	6	6	6	100%
Wayne - Wayne MHA - Shelter Plus Care - PSH(533)	12	12	11	91.7%
		Average:	30.82	83.97%

Accessing Mainstream Resources and Earned Income

Maintain or Increase Income

Report Date Range: 1/1/2014 12:00:00 AM through 1/1/2015 12:00:00 AM

Goal: At least 50% of adult participants in Permanent Supportive Housing will maintain or increase total income by end of reporting period or at exit.

Provider	Total Adults	Total Program Stays	Maintain or Increase Income	%	Missing Data
Allen - Allen MHA - Allen Shelter Plus Care Vouchers - PSH(413)	55	55	30	55%	0%
Ashland - Appleseed CMHC - Beginning Anew - PSH(1347)	6	6	1	17%	0%
Ashtabula - MHR SB - Ashtabula SPC Vouchers - PSH(170)	52	52	42	81%	0%
Athens - Athens MHA - Athens Serenity Village SAMI Shelter Plus Care - PSH(376)	8	8	7	88%	0%
Athens - Athens MHA - Athens Shelter Plus Care - Tenant Based SPC - PSH(150)	56	56	51	91%	0%
Athens - Athens MHA - Graham Drive Family Housing - PSH(864)	4	4	4	100%	0%
Butler - Butler County SPC for Adults w/ Chronic Homelessness II - PSH(721)	28	28	18	64%	0%
Butler - Butler County SPC for Adults w/ Chronic Homelessness - PSH(718)	35	35	25	71%	0%
Butler - Butler County SPC for Homeless Individuals & Families - PSH(719)	30	30	18	60%	0%
Champaign - Mental Health Drug and Alcohol Board - Mad River/Park - PSH(445)	7	7	6	86%	0%
Clark - City of Springfield - St. Vincent DePaul SPC - PSH(390)	6	6	5	83%	0%
Clark - IHN of Clark County - PHSS Program - PSH(542)	17	17	14	82%	0%
Clark - Springfield MHA SPC1 - PSH(1353)	16	16	14	88%	0%
Clark - Springfield MHA - SPC3 - PSH(1354)	13	13	11	85%	0%
Clermont - Clermont MHA - Shelter Plus Care Program - PSH(459)	8	8	6	75%	0%
Columbiana - Columbiana County MHC - Permanent Housing for persons with disabilities - PSH(34)	11	11	8	73%	0%
Columbiana - Columbiana MHA - Columbiana Free Choice II The Counseling Center- PSH(31)	8	8	6	75%	0%
Columbiana - Columbiana MHA - Columbiana Hearthside SPC Program - PSH(516)	8	8	7	88%	0%
Columbiana - MHA Shelter Plus Care I - PSH(1099)	72	72	53	74%	0%
Delaware - The Salvation Army - Permanent Supportive Housing for Families - PSH(332)	14	14	9	64%	0%
Fairfield - Fairfield MHA CAA - Shelter Plus Care for Families - PSH(754)	52	54	31	57%	1.9%
Fairfield - Fairfield MHA LSS - Shelter Plus Care for Singles - PSH(692)	34	34	28	82%	0%
Fayette - CAC of Fayette County - Fayette Inn - PSH(23)	20	21	10	48%	0%
Fayette - CAC of Fayette County - Permanent Supportive Housing - PSH(771)	19	19	13	68%	0%
Fayette - Fayette MHA - Shelter Plus Care - PSH(726)	11	11	9	82%	0%
Geauga - Board of Mental Health & Recovery Services - SPC Geauga County TRA - PSH(106)	17	17	15	88%	0%
Greene - Greene MHA - Greene County Tenant Rental Assistance - PSH(154)	35	35	27	77%	0%
Hancock - Findlay Hope House for the Homeless - Able Housing - PSH(778)	37	37	27	73%	0%
Hocking - Hocking MHA - Hocking Shelter Plus Care - PSH(418)	68	68	44	65%	0%
Jefferson - Jefferson County Prevention & Recovery Board - Shelter Plus Care 2 - PSH(747)	27	27	22	81%	0%
Jefferson - Jefferson County Prevention & Recovery Board - Shelter Plus Care - PSH(746)	44	44	34	77%	0%
Knox - Knox MHA - Knox County TRA - PSH(369)	42	42	19	45%	0%
Lake - Lake County ADAMHS Board - Lake County SPC III - PSH(739)	5	5	3	60%	0%

Accessing Mainstream Resources and Earned Income

Maintain or Increase Income

Report Date Range: 1/1/2014 12:00:00 AM through 1/1/2015 12:00:00 AM

Goal: At least 50% of adult participants in Permanent Supportive Housing will maintain or increase total income by end of reporting period or at exit.

Provider	Total Adults	Total Program Stays	Maintain or Increase Income	%	Missing Data
Lake - Lake County ADAMHS Board - Lake County SPC II - PSH(738)	22	22	8	36%	0%
Lake - Lake County ADAMHS Board - Lake County SPC - PSH(737)	42	42	25	60%	0%
Lake - Lake County ADAMHS Board - McKinley Grove SPC - PSH(1038)	13	13	6	46%	0%
Lawrence - Lawrence County Port Authority - Lawrence County One Stop - PSH(752)	12	12	11	92%	0%
Licking - Knox MHA - Shelter Plus Care Chronic - PSH(729)	10	11	7	64%	0%
Licking - Knox MHA - Shelter Plus Care Vouchers 2 - PSH(707)	8	8	7	88%	0%
Licking - Licking MHA - Licking Shelter Plus Care - PSH(148)	65	65	38	58%	0%
Logan - Mental Health Drug and Alcohol Board - Family Housing - PSH(722)	15	15	6	40%	6.7%
Logan - Mental Health Drug and Alcohol Services Board - Logan Champaign Housing - PSH(462)	15	15	8	53%	0%
Logan - Residential Administrators, Inc. - PSH(97)	19	19	16	84%	0%
Lorain - HM Housing Development Corporation - Faith House II - PSH(392)	10	10	9	90%	0%
Lorain - Lorain County MHA - Lorain Shelter Plus Care - PSH(137)	76	77	48	62%	0%
Lorain - New Sunrise Properties Inc. - Supportive Housing - PSH(167)	10	10	10	100%	0%
Lorain - YWCA of Elyria - Women In Secure Housing - PSH(257)	19	19	18	95%	0%
Medina - Medina County ADAMH Board - Northland II - PSH(724)	12	12	11	92%	0%
Medina - Medina MHA - Medina County TRA - PSH(528)	63	63	40	63%	0%
Miami - TriCounty Board of Recovery & Mental Health Services - Miami County SPC - PSH(301)	10	10	9	90%	0%
Muskingum - Zanesville MHA - Zanesville MHA Shelter Plus Care TRA Program - PSH(146)	9	10	6	60%	0%
Portage - Coleman Professional Services - PSH(45)	61	61	48	79%	0%
Portage - Family and Community Services - Ravenna Permanent Supportive - White House - PSH(753)	5	5	5	100%	0%
Portage - Portage MHA - Portage Shelter Plus Care II - PSH(1002)	32	32	24	75%	0%
Portage - Portage MHA - Portage Shelter Plus Care - PSH(114)	32	32	27	84%	0%
Preble - Mental Health Recovery Board of Preble County - Prestwick Square II - PSH(1088)	7	7	3	43%	0%
Preble - Mental Health Recovery Board of Preble County - Prestwick Square - PSH(730)	26	26	18	69%	0%
Sandusky - WSOS CAC - Homenet Permanent Housing - PSH(15)	87	87	60	69%	1.1%
Sandusky - WSOS CAC - Permanent Supportive Housing - PSH - DV(1035)	39	39	31	79%	0%
Trumbull - Trumbull County MH&RB - Joey's Landing - PSH(145)	12	12	9	75%	0%
Trumbull - Trumbull County MH&RB - New Shelter Plus Care Chronic - PSH(764)	36	36	23	64%	0%
Trumbull - Trumbull County MH&RB - New Shelter Plus Care Vouchers - PSH(763)	12	12	8	67%	0%
Trumbull - Trumbull County MH&RB - Shelter Plus Care for homeless persons with disabilities - PSH(548)	67	67	38	57%	0%
Trumbull - Trumbull County MH&RB - Shelter Plus Care Vouchers for Families- PSH(774)	56	56	37	66%	0%
Tuscarawas - ADAMHS Board Shelter Plus Care TRA - PSH(402)	34	34	22	65%	0%
Union - Mental Health Recovery Board - Homeward Bound I'm Home - PSH(61)	7	7	6	86%	0%

Accessing Mainstream Resources and Earned Income

Maintain or Increase Income

Report Date Range: 1/1/2014 12:00:00 AM through 1/1/2015 12:00:00 AM

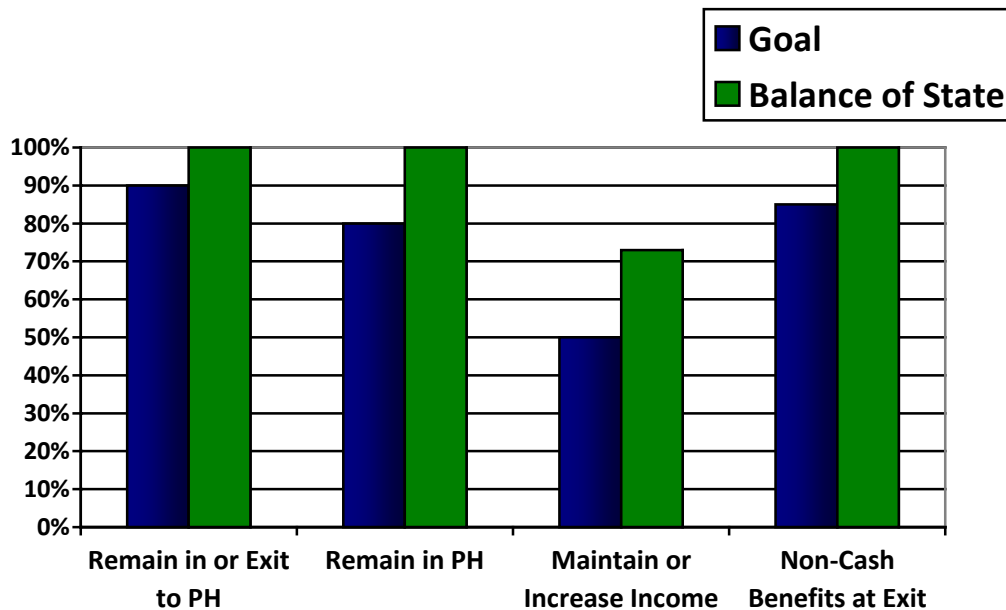
Goal: At least 50% of adult participants in Permanent Supportive Housing will maintain or increase total income by end of reporting period or at exit.

Provider	Total Adults	Total Program Stays	Maintain or Increase Income	%	Missing Data
Union - Mental Health Recovery Board - Union County Shelter Plus Care - PSH(715)	4	5	2	40%	0%
Warren - New Housing Ohio - Permanent Supportive Housing - PSH(762)	16	16	10	63%	0%
Warren - Warren MHA - Shelter Plus Care 2 - PSH(1323)	9	9	4	44%	0%
Warren - Warren MHA - Shelter Plus Care - PSH(208)	19	19	14	74%	0%
Washington - City of Marietta - Marietta Washington Shelter Plus Care - PSH(142)	6	6	6	100%	0%
Wayne - Wayne MHA - Shelter Plus Care - PSH(533)	12	12	9	75%	0%
			Average:	72%	

Performance Measures for Safe Havens

January to December 2014

Performance Measure	Goal	Balance of State Average
Remain in or Exit to Permanent Housing	90%	100%
Remain in Permanent Supportive Housing	80%	100%
Earned Income at Exit	15%	Cannot evaluate due to visibility issues
Maintain or Increase Income	50%	73%
Non-cash Benefits at Exit	85%	100%



Obtaining and Maintaining Permanent Housing

Remain in or Exit to Permanent Housing

Report Date Range: 1/1/2014 12:00:00 AM through 1/1/2015 12:00:00 AM

Goal: At least 90% of participants remain in Safe Haven or exit to permanent housing as of the end of the reporting period or at program exit.

Provider	Total Clients	Remaining in or exiting to PH	Percentage	Missing Destination or Don't Know Destination
Jefferson - Jefferson County Prevention & Recovery Board - Beacon House Safe Haven - SH(559)	11	11	100%	0%
		Average:	100%	

Obtaining and Maintaining Permanent Housing

Remaining in Permanent Supportive Housing

Report Date Range: 1/1/2014 12:00:00 AM through 1/1/2015 12:00:00 AM

Goal: At least 80% of participants remain in Save Haven for six months or more.

Provider	Total Clients	Total Program Stays	Each Program Stay LoS > 180 days	%
Jefferson - Jefferson County Prevention & Recovery Board - Beacon House Safe Haven - SH(559)	11	11	10	90.9%
		Average:	10	90.91%

Accessing Mainstream Resources and Earned Income

Maintain or Increase Income

Report Date Range: 1/1/2014 12:00:00 AM through 1/1/2015 12:00:00 AM

Goal: At least 50% of adult participants in Safe Haven will maintain or increase total income by end of reporting period or at exit.

Provider	Total Adults	Total Program Stays	Maintain or Increase Income	%	Missing Data
Jefferson - Jefferson County Prevention & Recovery Board - Beacon House Safe Haven - SH(559)	11	11	8	73%	0%
			Average:	73%	

Accessing Mainstream Resources and Earned Income

Non-Cash Benefits at Exit

Report Date Range: 1/1/2014 12:00:00 AM through 1/1/2015 12:00:00 AM

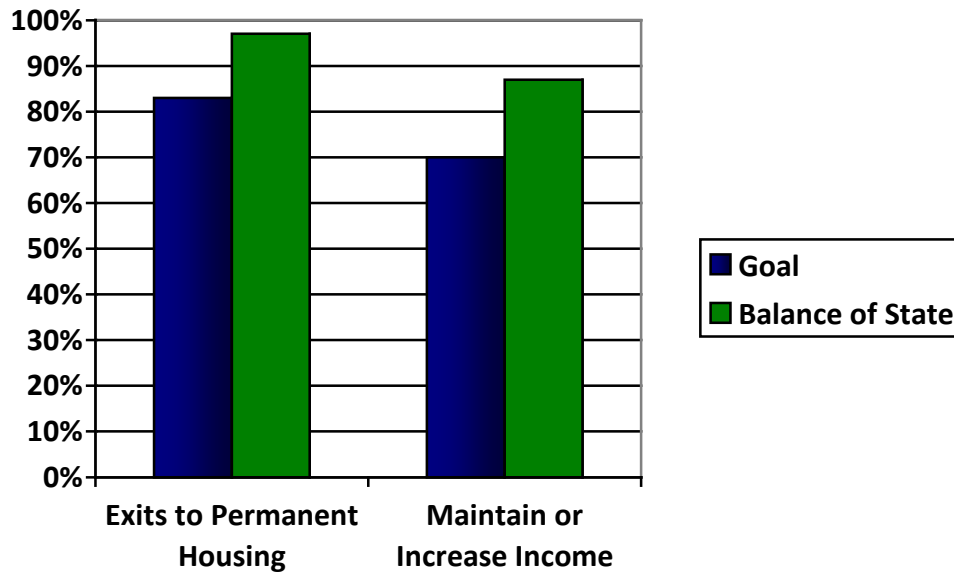
Goal: At least 85% of participants in Safe Haven will receive at least one source of non-cash benefits at exit.

Provider	Total Leavers	Non-Cash Benefits at Exit	Percentage	Missing Data
Jefferson - Jefferson County Prevention & Recovery Board - Beacon House Safe Haven - SH(559)	1	1	100%	0%
		Average:	100.00%	

Performance Measures for Supportive Services Only Programs

January to December 2014

Performance Measure	Goal	Balance of State Average
Exits to Permanent Housing	83%	97%
Earned Income at Exit	40%	Cannot evaluate due to visibility issues
Maintain or Increase Income	70%	87%
Non-cash Benefits at Exit	85%	Cannot evaluate due to visibility issues



Obtaining and Maintaining Permanent Housing

Exits to Permanent Housing

Report Date Range: 1/1/2014 12:00:00 AM through 1/1/2015 12:00:00 AM

Goal: At least 83% of participants in Services Only programs will move into permanent housing at exit.

Provider	Total Leavers (All Destinations)	Permanent Destinations		Missing Data	
		# of Exits	% of Exits	# of Exits	% of Exits
Jefferson - Jefferson County CAC - Supportive Housing Program - SSO(760)	10	9	90%	0	0%
Miami - Family Abuse Shelter of Miami County, Inc. - SAFAH - SSO(68)	34	34	100%	0	0%
Portage - Family and Community Services - Portage Area Transitional Housing 1 SSO - TH(95)	5	5	100%	0	0%
Averages:			97%		

Accessing Mainstream Resources and Earned Income

Maintain or Increase Income

Report Date Range: 1/1/2014 12:00:00 AM through 1/1/2015 12:00:00 AM

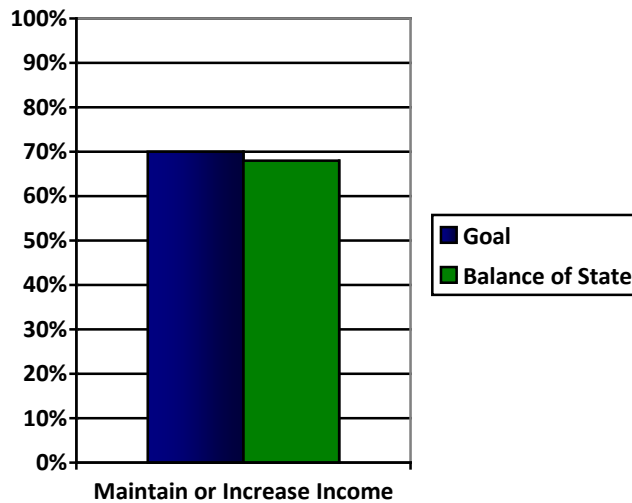
Goal: At least 70% of adult participants in Services Only will maintain or increase total income by end of reporting period or at exit.

Provider	Total Adults	Total Program Stays	Maintain or Increase Income	%	Missing Data
Jefferson - Jefferson County CAC - Supportive Housing Program - SSO (760)	47	47	39	83%	0%
Miami - Family Abuse Shelter of Miami County, Inc. - SAFAH - SSO(68)	43	43	34	79%	2.3%
Portage - Family and Community Services - Portage Area Transitional Housing 1 SSO - TH(95)	3	3	3	100%	0%
			Average:	87%	

Performance Measures for Rapid Rehousing

January to December 2014

Performance Measure	Goal	Balance of State Average
Earned Income at Exit	50%	Cannot evaluate due to visibility issues
Maintain or Increase Income	70%	68%
Non-cash Benefits at Exit	85%	Cannot evaluate due to visibility issues
Average Length of Stay	<150 days	89.8 days



Accessing Mainstream Resources and Earned Income

Maintain or Increase Income

Report Date Range: 1/1/2014 12:00:00 AM through 1/1/2015 12:00:00 AM

Goal: At least 70% of adult participants in Rapid Rehousing will maintain or increase total income by end of reporting period or at exit.

Provider	Total Adults	Total Program Stays	Maintain or Increase Income	%	Missing Data
Adams - Adams Brown Counties Economic Opportunities - HCRP RRH (984)	10	10	6	60%	0%
Allen - LACCA - HCRP RRH(913)	74	75	47	63%	0%
Ashland - Appleseed CMHC - HCRP RRH(870)	23	23	16	70%	0%
Ashtabula - Ashtabula County CHDO - HCRP RRH(1338)	31	31	9	29%	3.2%
Ashtabula - Catholic Charities of Ashtabula County - HCRP RRH(873)	30	30	23	77%	0%
Athens - Integrated Services - HCRP RRH(952)	29	29	20	69%	0%
Auglaize - Sources Community Network Services - HCRP RRH(929)	1	1	1	100%	0%
Belmont - Crossroads Counseling Services - HCRP RRH(889)	2	2	2	100%	0%
BofSCoC - The Salvation Army, a New York Corporation - RROhio - TH (607)	329	332	181	55%	0%
Butler - Community Development Professionals - HCRP RRH(927)	106	107	75	70%	0%
Champaign - Residential Administrators, Inc. - HCRP RRH(1336)	25	25	19	76%	0%
Champaign - TriCounty CAC - HCRP RRH(942)	0	0	N/A	N/A	0%
Clark - IHN of Clark County - City Project - HCRP RRH(1013)	16	16	8	50%	0%
Clark - IHN of Clark County - HCRP RRH(948)	38	38	29	76%	0%
Clermont - Clermont County Community Services - HCRP RRH(925)	72	72	62	86%	0%
Clermont - Lifepoint Solutions - HCRP RRH(923)	22	22	18	82%	0%
Clinton - Clinton County Services for the Homeless - HCRP RRH(954)	19	19	14	74%	0%
Columbiana - Community Action Agency of Columbiana - BoS - SSVF RRH(1094)	25	26	14	54%	0%
Columbiana - Community Action Agency of Columbiana - HCRP RRH (878)	73	73	36	49%	0%
Columbiana - Community Action Agency of Columbiana - Mahoning County - SSVF RRH(1331)	3	3	1	33%	0%
Coshocton - Knohoco Ashland CAC - HCRP RRH(997)	11	11	5	45%	0%
Darke - Community Action Partnership of Greater Dayton - HCRP RRH (919)	20	21	14	67%	15%
Defiance - Maumee Valley Guidance Center - SSVF RRH(860)	32	35	17	49%	0%
Defiance - Northwestern Ohio CAC - HCRP RRH(933)	96	98	72	73%	0%
Delaware - Salvation Army Columbus Area Services - HCRP RRH(956)	45	45	27	60%	0%
Delaware - Salvation Army Columbus Area Services - SSVF RRH(1318)	57	58	36	62%	0%
Delaware - Salvation Army Columbus Area Services - Youth Counts - HCRP RRH(959)	12	13	5	38%	0%
Erie - VOA of Northwest Ohio - HCRP RRH(907)	20	20	13	65%	0%
Fairfield - Lancaster Fairfield CAA - HCRP RRH(893)	28	28	19	68%	0%
Fairfield - The Salvation Army Lancaster - RROhio - TH(861)	40	40	23	58%	2.5%
Fayette - CAC of Fayette County - HCRP RRH(969)	6	6	5	83%	0%
Greene - Community Action Partnership of the Greater Dayton Area - HCRP RRH(950)	40	40	26	65%	2.5%
Hancock - Findlay Hope House for the Homeless - HCRP RRH(938)	69	69	62	90%	0%
Hancock - HHWP Community Action Commission - HCRP RRH(911)	11	11	10	91%	0%
Highland - CAC of Fayette County - HCRP RRH(971)	10	10	8	80%	0%
Hocking - Integrated Services - HCRP RRH(1008)	30	30	17	57%	0%
Holmes - Knohoco Ashland CAC - HCRP RRH(995)	3	3	2	67%	0%
Huron - Catholic Charities Diocese of Toledo - HCRP RRH(903)	9	9	8	89%	0%
Jackson-Vinton - Integrated Services - HCRP RRH(1006)	18	18	8	44%	0%

Accessing Mainstream Resources and Earned Income

Maintain or Increase Income

Report Date Range: 1/1/2014 12:00:00 AM through 1/1/2015 12:00:00 AM

Goal: At least 70% of adult participants in Rapid Rehousing will maintain or increase total income by end of reporting period or at exit.

Provider	Total Adults	Total Program Stays	Maintain or Increase Income	%	Missing Data
Jefferson - Jefferson Behavioral Health System - HCRP RRH(884)	20	20	13	65%	0%
Jefferson - Jefferson County CAC - HCRP RRH(882)	44	44	30	68%	0%
Knox - Behavioral Healthcare Partners of Central Ohio - HCRP RRH(990)	11	11	10	91%	0%
Knox - Knohoco Ashland CAC - HCRP RRH(1000)	12	12	9	75%	0%
Lake - Ecumenical Shelter Network - Project Hope - HCRP RRH(876)	24	24	15	63%	0%
Lake - Lifeline, Inc. - HCRP RRH(1325)	25	25	19	76%	0%
Lawrence Gallia - VOA Kentucky - SSVF RRH(1097)	49	49	33	67%	0%
Lawrence - Ironton Lawrence CAO - HCRP RRH(986)	17	17	15	88%	0%
Licking - Behavioral Healthcare Partners of Central Ohio - HCRP RRH (992)	14	14	9	64%	7.1%
Licking - Licking County Coalition for Housing - HCRP RRH(895)	27	27	23	85%	0%
Licking - Licking County Coalition for Housing - SSVF RRH(1092)	67	70	31	44%	0%
Licking - Salvation Army of Licking County - HCRP RRH(1018)	0	0	N/A	N/A	0%
Logan County - TriCounty CAC - HCRP RRH(1023)	0	0	N/A	N/A	0%
Logan - Residential Administrators, Inc. - HCRP RRH(1334)	13	13	12	92%	0%
Lorain - Nord Center - HCRP RRH(869)	33	33	26	79%	6.1%
Lucas - WSOS CAC - SSVF RRH(1306)	18	18	10	56%	0%
Madison - Salvation Army Columbus Area Services - HCRP RRH(966)	49	49	40	82%	0%
Marion - Marion Area Counseling Center - HCRP RRH(909)	71	71	54	76%	0%
Medina - Medina County MHA - HCRP RRH(871)	27	27	13	48%	3.7%
Meigs - Gallia Miegs Integrated Services - HCRP RRH(1010)	33	33	20	61%	0%
Mercer - Sources Community Network Services - HCRP RRH(916)	3	3	1	33%	0%
Miami - Community Housing of Darke, Miami and Shelby Counties - HCRP RRH(940)	0	0	N/A	N/A	0%
Miami - Family Abuse Shelter of Miami County - HCRP RRH(917)	108	108	81	75%	0%
Morrow - Salvation Army Columbus Area Services - HCRP RRH(964)	38	38	23	61%	5.3%
Muskingum - Muskingum Economic Opportuny Action Group, Inc. - HCRP RRH(1321)	0	0	N/A	N/A	0%
Muskingum - Salvation Army of Zanesville - HCRP RRH(891)	36	36	23	64%	0%
Noble - G.M.N. TriCounty CAC - HCRP RRH(886)	74	76	55	72%	0%
Perry - Integrated Services - HCRP RRH(1003)	11	11	11	100%	0%
Pickaway - Pickaway County CAO - HCRP RRH(974)	15	15	9	60%	0%
Pike - CAC of Pike County - HCRP RRH(982)	14	14	12	86%	0%
Portage - Coleman Professional Services - HCRP RRH(902)	23	23	12	52%	4.3%
Portage - Family and Community Services - Lorain County - SSVF RRH (1110)	41	41	21	51%	0%
Portage - Family and Community Services - Portage County - SSVF RRH (1093)	31	31	21	68%	0%
Portage - Family and Community Services - Ravenna - HCRP RRH(874)	34	34	26	76%	0%
Portage - Family and Community Services - Trumbull County - SSVF RRH (1111)	12	14	9	64%	0%
Preble - Community Action Partnership of Greater Dayton - HCRP RRH (944)	32	32	24	75%	0%
Richland - Harmony House Homeless Services - HCRP RRH(905)	34	34	23	68%	0%
Ross - Ross County Community Action - HCRP RRH(978)	19	19	15	79%	0%
Sandusky - WSOS CAC - HCRP RRH(868)	39	39	29	74%	0%
Sandusky - WSOS CAC - SSVF RRH(1089)	46	46	29	63%	0%

Accessing Mainstream Resources and Earned Income

Maintain or Increase Income

Report Date Range: 1/1/2014 12:00:00 AM through 1/1/2015 12:00:00 AM

Goal: At least 70% of adult participants in Rapid Rehousing will maintain or increase total income by end of reporting period or at exit.

Provider	Total Adults	Total Program Stays	Maintain or Increase Income	%	Missing Data
Scioto - Scioto Christian Ministries - HCRP RRH(988)	61	61	54	89%	0%
Shelby - Shelby County MHA - HCRP RRH(921)	0	0	N/A	N/A	0%
Trumbull - Humility of Mary Housing - HCRP RRH(875)	52	52	46	88%	0%
Tuscarawas - HARCATUS Tri-County CAO - HCRP RRH(880)	20	20	14	70%	0%
Union - Salvation Army Columbus Area Services - HCRP RRH(962)	59	59	45	76%	0%
Warren - Warren MHA - HCRP RRH(931)	26	26	21	81%	0%
Washington - Morgan Counties CAP - SSVF RRH(1090)	42	43	21	49%	0%
Washington - Washington Morgan CAP - HCRP RRH(901)	23	23	14	61%	0%
Wayne - Liberty Center Connections - HCRP RRH(872)	13	13	10	77%	0%
			Average:	68%	

Length of Time Homeless

Report Date Range: 1/1/2014 12:00:00 AM through 1/1/2015 12:00:00 AM

Goal: Rapid Rehousing projects will have a participant average length of stay of no more than 150 days.

Provider	Average Length of Stay in Days
Adams - Adams Brown Counties Economic Opportunities - HCRP RRH(984)	34
Allen - LACCA - HCRP RRH(913)	93.99
Ashland - Appleseed CMHC - HCRP RRH(870)	112.66
Ashtabula - Ashtabula County CHDO - HCRP RRH(1338)	117.12
Ashtabula - Catholic Charities of Ashtabula County - HCRP RRH(873)	90.74
Athens - Integrated Services - HCRP RRH(952)	105.83
Auglaize - Sources Community Network Services - HCRP RRH(929)	N/A
Belmont - Crossroads Counseling Services - HCRP RRH(889)	357.5
BofSCoC - The Salvation Army, a New York Corporation - RROhio - TH(607)	132.44
Butler - Community Development Professionals - HCRP RRH(927)	49.15
Champaign - Residential Administrators, Inc. - HCRP RRH(1336)	32.92
Champaign - TriCounty CAC - HCRP RRH(942)	N/A
Clark - IHN of Clark County - City Project - HCRP RRH(1013)	87
Clark - IHN of Clark County - HCRP RRH(948)	78.57
Clermont - Clermont County Community Services - HCRP RRH(925)	2.78
Clermont - Lifepoint Solutions - HCRP RRH(923)	16.77
Clinton - Clinton County Services for the Homeless - HCRP RRH(954)	72.23
Columbiana - Community Action Agency of Columbiana - BoS - SSVF RRH(1094)	93.13
Columbiana - Community Action Agency of Columbiana - HCRP RRH(878)	25.83
Columbiana - Community Action Agency of Columbiana - Mahoning County - SSVF RRH(1331)	30.8
Coshocton - Knohoco Ashland CAC - HCRP RRH(997)	88.77
Darke - Community Action Partnership of Greater Dayton - HCRP RRH(919)	15.11
Defiance - Maumee Valley Guidance Center - SSVF RRH(860)	100.29
Defiance - Northwestern Ohio CAC - HCRP RRH(933)	134.56
Delaware - Salvation Army Columbus Area Services - HCRP RRH(956)	97.68
Delaware - Salvation Army Columbus Area Services - SSVF RRH(1318)	122.02
Delaware - Salvation Army Columbus Area Services - Youth Counts - HCRP RRH(959)	250
Erie - VOA of Northwest Ohio - HCRP RRH(907)	37.29
Fairfield - Lancaster Fairfield CAA - HCRP RRH(893)	91.38
Fairfield - The Salvation Army Lancaster - RROhio - TH(861)	130.89
Fayette - CAC of Fayette County - HCRP RRH(969)	47.7
Greene - Community Action Partnership of the Greater Dayton Area - HCRP RRH(950)	38.93

Run Date: 1/15/15

Length of Time Homeless

Report Date Range: 1/1/2014 12:00:00 AM through 1/1/2015 12:00:00 AM

Hancock - Findlay Hope House for the Homeless - HCRP RRH(938)	95.37
Hancock - HHWP Community Action Commission - HCRP RRH(911)	67.95
Highland - CAC of Fayette County - HCRP RRH(971)	74.1
Hocking - Integrated Services - HCRP RRH(1008)	121.33
Holmes - Knohoco Ashland CAC - HCRP RRH(995)	92.5
Huron - Catholic Charities Diocese of Toledo - HCRP RRH(903)	26.75
Jackson-Vinton - Integrated Services - HCRP RRH(1006)	184
Jefferson - Jefferson Behavioral Health System - HCRP RRH(884)	259
Jefferson - Jefferson County CAC - HCRP RRH(882)	10.31
Knox - Behavioral Healthcare Partners of Central Ohio - HCRP RRH(990)	75.33
Knox - Knohoco Ashland CAC - HCRP RRH(1000)	91.29
Lake - Ecumenical Shelter Network - Project Hope - HCRP RRH(876)	113.92
Lake - Lifeline, Inc. - HCRP RRH(1325)	103.25
Lawrence Gallia - VOA Kentucky - SSVF RRH(1097)	100.39
Lawrence - Ironton Lawrence CAO - HCRP RRH(986)	88.93
Licking - Behavioral Healthcare Partners of Central Ohio - HCRP RRH(992)	90.93
Licking - Licking County Coalition for Housing - HCRP RRH(895)	55.44
Licking - Licking County Coalition for Housing - SSVF RRH(1092)	98
Licking - Salvation Army of Licking County - HCRP RRH(1018)	N/A
Logan County - TriCounty CAC - HCRP RRH(1023)	N/A
Logan - Residential Administrators, Inc. - HCRP RRH(1334)	28.82
Lorain - Nord Center - HCRP RRH(869)	67.02
Lucas - WSOS CAC - SSVF RRH(1306)	100.35
Madison - Salvation Army Columbus Area Services - HCRP RRH(966)	78.04
Marion - Marion Area Counseling Center - HCRP RRH(909)	11.91
Medina - Medina County MHA - HCRP RRH(871)	269.31
Meigs - Gallia Miegs Integrated Services - HCRP RRH(1010)	125.18
Mercer - Sources Community Network Services - HCRP RRH(916)	N/A
Miami - Community Housing of Darke, Miami and Shelby Counties - HCRP RRH(940)	N/A
Miami - Family Abuse Shelter of Miami County - HCRP RRH(917)	59.61
Morrow - Salvation Army Columbus Area Services - HCRP RRH(964)	123.59
Muskingum - Muskingum Economic Opportuny Action Group, Inc. - HCRP RRH(1321)	N/A
Muskingum - Salvation Army of Zanesville - HCRP RRH(891)	148.72
Noble - G.M.N. TriCounty CAC - HCRP RRH(886)	97.33
Perry - Integrated Services - HCRP RRH(1003)	99.27
Pickaway - Pickaway County CAO - HCRP RRH(974)	80.21
Pike - CAC of Pike County - HCRP RRH(982)	4.63

Run Date: 1/15/15

Length of Time Homeless

Report Date Range: 1/1/2014 12:00:00 AM through 1/1/2015 12:00:00 AM

Portage - Coleman Professional Services - HCRP RRH(902)	104.25
Portage - Family and Community Services - Lorain County - SSVF RRH(1110)	60.76
Portage - Family and Community Services - Portage County - SSVF RRH(1093)	109.48
Portage - Family and Community Services - Ravenna - HCRP RRH(874)	37.72
Portage - Family and Community Services - Trumbull County - SSVF RRH(1111)	94.63
Preble - Community Action Partnership of Greater Dayton - HCRP RRH(944)	19.23
Richland - Harmony House Homeless Services - HCRP RRH(905)	40.11
Ross - Ross County Community Action - HCRP RRH(978)	109.58
Sandusky - WSOS CAC - HCRP RRH(868)	5.1
Sandusky - WSOS CAC - SSVF RRH(1089)	60.08
Scioto - Scioto Christian Ministries - HCRP RRH(988)	0.01
Shelby - Shelby County MHA - HCRP RRH(921)	N/A
Trumbull - Humility of Mary Housing - HCRP RRH(875)	69.67
Tuscarawas - HARCATUS Tri-County CAO - HCRP RRH(880)	46.23
Union - Salvation Army Columbus Area Services - HCRP RRH(962)	70.92
Warren - Warren MHA - HCRP RRH(931)	51.64
Washington - Morgan Counties CAP - SSVF RRH(1090)	129.75
Washington - Washington Morgan CAP - HCRP RRH(901)	19.16
Wayne - Liberty Center Connections - HCRP RRH(872)	185.86
Average	91.36