



# OHIO BALANCE OF STATE COC QUARTERLY PERFORMANCE REPORT

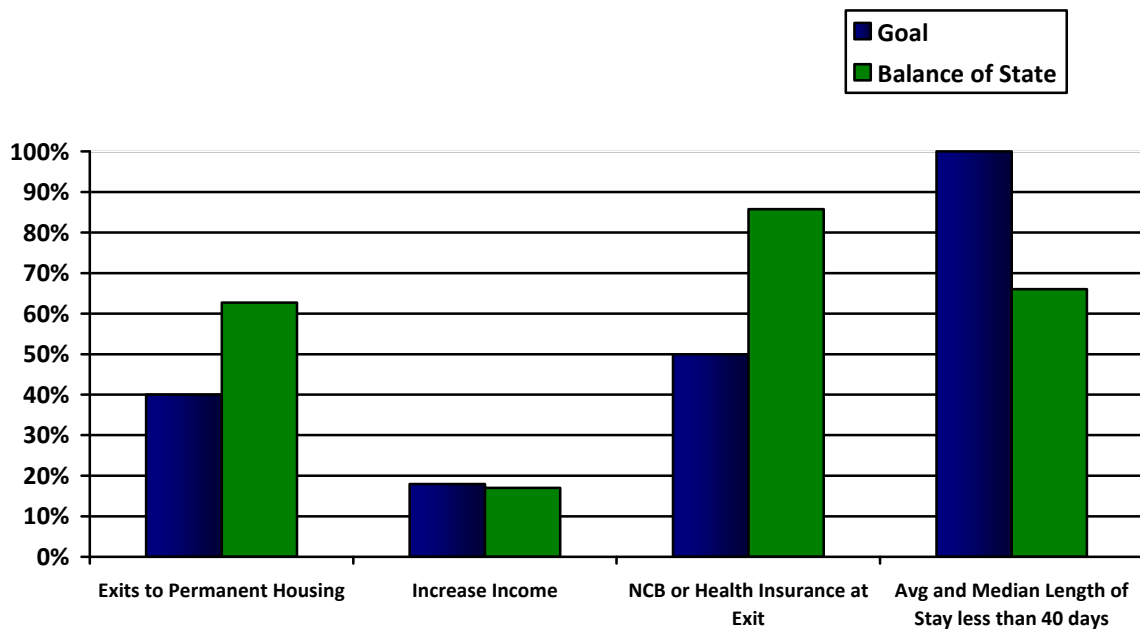
JANUARY – DECEMBER 2016

Please refer to the [Ohio Balance of State CoC Performance Management Plan](#) for the project and system goals for all CoC projects.

# Performance Measures for Emergency Shelters

January to December 2016

Performance Measure	Goal	Balance of State Average
Exits to Permanent Housing	40%	62.7%
Increase Income	18%	17%
Non-cash Benefits at Exit	50%	85.8%
Average and Mean Length of Stay Less than 40 Days	100%	66% of the providers met the goal



# Obtaining and Maintaining Permanent Housing

## Exits to Permanent Housing

Report Date Range: 1/1/2016 12:00:00 AM through 1/1/2017 12:00:00 AM

**Goal: At least 40% of participants in Emergency Shelter will move into permanent housing at exit.**

Provider	Total Leavers (All Destinations)	Permanent Destinations		Missing Data	
		# of Exits	% of Exits	# of Exits	% of Exits
Adams - Adams County Shelter for the Homeless - Adams County Shelter - ES (222)	95	28	29.5%	10	10.5%
Allen - Family Promise of Lima-Allen County - ES(523)	68	57	83.8%	5	7.4%
Allen - Lima Samaritan House - ES(191)	228	96	42.1%	1	0.4%
Ashland - ACCESS Emergency Shelter - ES(566)	35	24	68.6%	3	8.6%
Ashtabula - Ashtabula Homeless Shelter - Samaritan House - ES(249)	176	66	37.5%	25	14.2%
Athens - Athens Clem House - ES(780)	6	2	33.3%	1	16.7%
Belmont - Salvation Army of Belmont County - Family Homeless Shelter - ES (181)	144	141	97.9%	0	0%
Butler - Hope House Rescue Mission - Center of Hope - ES(720)	159	84	52.8%	1	0.6%
Butler - Hope House Rescue Mission - Cold Shelter - ES(1600)	0	0	N/A		
Butler - Hope House Rescue Mission - Hope House - ES(232)	161	120	74.5%	0	0%
Butler - Serve City - Chosen - ES(268)	418	361	86.4%	0	0%
Champaign - Caring Kitchen - ES(217)	139	113	81.3%	1	0.7%
Clark - IHN of Clark County - Hartley House - ES(325)	200	154	77%	0	0%
Clark - IHN of Clark County - Hartley House Overflow - ES - Voucher(1021)	25	5	20%	0	0%
Clark - IHN of Clark County - Norm's Place - ES(288)	401	311	77.6%	0	0%
Clark - IHN of Clark County - Norm's Place Overflow - ES - Voucher(728)	61	32	52.5%	0	0%
Clermont - Clermont County Community Services - James Saul's - ES(293)	481	383	79.6%	0	0%
Clinton - Clinton County Services - Clinton Co Homeless Shelter - ES(190)	161	115	71.4%	31	19.3%
COHHIO Training - Franklin - Homeless Network - ShelterPoint Shelter - ES (1317)	0	0	N/A		
Columbiana - Columbiana County Community Action Agency - ES(83)	92	78	84.8%	0	0%
Columbiana - Columbiana County MHC - Kendall Home - ES(1012)	58	49	84.5%	1	1.7%
Columbiana - Columbiana MHC - Hand in Hand Outreach House - ES(1141)	0	0	N/A		
Coshocton - KnoHoCo Ashland CAC - ES(261)	118	93	78.8%	0	0%
Darke - Community Action Partnership of the Greater Dayton Area - ES(713)	75	59	78.7%	0	0%
Defiance - Northwestern Ohio CAC - The PATH Center - ES(116)	169	86	50.9%	34	20.1%
Delaware - Family Promise of Delaware County - IHN - ES(717)	139	74	53.2%	10	7.2%
Erie - VOA of Greater Ohio - Crossroads - ES(136)	209	113	54.1%	0	0%
Fairfield - Lancaster Fairfield CAA - Lancaster Fairfield CAA Family Shelter - ES (260)	85	54	63.5%	0	0%
Fairfield - LSS of Central Ohio - ADAMH Housing Program - ES(1578)	28	14	50%	0	0%
Fairfield - LSS of Central Ohio - Fairfield County Emergency Shelter - ES(25)	260	99	38.1%	0	0%
Fairfield - LSS of Central Ohio - HCHV 90 Day - ES - VET(704)	47	28	59.6%	0	0%
Fayette - CAC of Fayette County - Brick House - ES(22)	112	90	80.4%	0	0%
Greene - Greene County Housing Program - Emergency Housing - ES(221)	160	82	51.3%	0	0%
Greene - IHN of Greene County - Churches - ES(731)	68	58	85.3%	0	0%
Highland - Highland County Homeless Shelter - ES(241)	123	52	42.3%	0	0%
Huron - CAC of Erie, Huron & Richland Counties - Norwalk Homeless Shelter - ES(233)	23	17	73.9%	0	0%
Jefferson - Urban Mission Ministries - Hutton House - ES(310)	107	88	82.2%	8	7.5%

# Obtaining and Maintaining Permanent Housing

## Exits to Permanent Housing

Report Date Range: 1/1/2016 12:00:00 AM through 1/1/2017 12:00:00 AM

**Goal: At least 40% of participants in Emergency Shelter will move into permanent housing at exit.**

Provider	Total Leavers (All Destinations)	Permanent Destinations		Missing Data	
		# of Exits	% of Exits	# of Exits	% of Exits
Lake - Ecumenical Shelter Network - Project Hope for the Homeless - ES(209)	387	315	<b>81.4%</b>	0	0%
Licking - Salvation Army Licking County - ES(188)	476	187	<b>39.3%</b>	4	0.8%
Logan - Churches - Logan County Homeless Shelter - ES(1025)	46	40	<b>87%</b>	0	0%
Lorain - Family Promise of Lorain County - IHN - ES(522)	54	33	<b>61.1%</b>	2	<b>3.7%</b>
Lorain - Neighborhood Alliance - Haven Center - ES(256)	388	176	<b>45.4%</b>	0	0%
Madison - CAODMU - Homeless Assistance Grant - ES(1026)	51	48	<b>94.1%</b>	0	0%
Marion - Marion Shelter Program - Family Facility - ES(395)	252	83	<b>32.9%</b>	0	0%
Marion - Marion Shelter Program - Men's Facility - ES(203)	151	31	<b>20.5%</b>	0	0%
Miami - Family Abuse Shelter of Miami County - Buckeye House - ES(64)	157	147	<b>93.6%</b>	0	0%
Muskingum - Salvation Army of Zanesville - ES(201)	206	151	<b>73.3%</b>	4	1.9%
Pickaway - Pickaway County CAO - VA HCHV 90 day - ES - SM - VET(748)	92	67	<b>72.8%</b>	1	1.1%
Pike - Pike County Outreach Council of Churches - Bridgehaven Shelter - ES (240)	106	55	<b>51.9%</b>	12	<b>11.3%</b>
Portage - Family and Community Services - Housing & Emergency Support Services - ES Overflow(153)	72	2	<b>2.8%</b>	2	<b>2.8%</b>
Portage - Family and Community Services - Miller Community House - ES(152)	169	86	<b>50.9%</b>	10	<b>5.9%</b>
Preble - Home is the Foundation - ES(1564)	54	28	<b>51.9%</b>	3	<b>5.6%</b>
Richland - Harmony House - ES(119)	441	288	<b>65.3%</b>	42	<b>9.5%</b>
Ross - Ross County CAC - Men's Shelter - ES(755)	33	7	<b>21.2%</b>	9	<b>27.3%</b>
Ross - Seeds of Hope - ES(1060)	23	17	<b>73.9%</b>	1	<b>4.3%</b>
Sandusky - Liberty Center of Sandusky County - Liberty Center - ES(175)	127	103	<b>81.1%</b>	0	0%
Scioto - Scioto Christian Ministries - ES(199)	379	316	<b>83.4%</b>	0	0%
Trumbull - Urban League - Amos Christy House - ES(252)	357	173	<b>48.5%</b>	0	0%
Tuscarawas - Friends of the Homeless - Tuscarawas County Shelter - ES(341)	204	78	<b>38.2%</b>	78	<b>38.2%</b>
Vinton Sojourners Care Network - RHY BCPes(1375)	0	0	N/A		
Warren - IHN of Warren County - ES(224)	111	3	<b>2.7%</b>	5	<b>4.5%</b>
Warren - New Housing Ohio - Bernies Place - ES(386)	103	70	<b>68%</b>	4	<b>3.9%</b>
Wayne - Salvation Army Wooster - Salvation Army Shelter - ES(226)	360	177	<b>49.2%</b>	41	<b>11.4%</b>

**Average: 62.7%**

# Accessing Mainstream Resources and Earned Income

## Gain or Increase Income

Report Date Range: 1/1/2016 12:00:00 AM through 1/1/2017 12:00:00 AM

**Goal: At least 18% of adult participants in Emergency Shelters will gain or increase total income by end of reporting period or at exit.**

Provider	Total Adults	Total Program Stays	Increased Income	%	Missing Data
Adams - Adams County Shelter for the Homeless - Adams County Shelter - ES(222)	90	97	7	7.2%	0%
Allen - Family Promise of Lima-Allen County - ES(523)	27	27	0	0%	0%
Allen - Lima Samaritan House - ES(191)	149	166	47	28.3%	0%
Ashland - ACCESS Emergency Shelter - ES(566)	21	21	3	14.3%	0%
Ashtabula - Ashtabula Homeless Shelter - Samaritan House - ES(249)	166	181	15	8.3%	0%
Athens - Athens Clem House - ES(780)	11	12	0	0%	0%
Belmont - Salvation Army of Belmont County - Family Homeless Shelter - ES(181)	142	159	13	8.2%	0%
Butler - Hope House Rescue Mission - Center of Hope - ES(720)	112	115	15	13%	0%
Butler - Hope House Rescue Mission - Cold Shelter - ES(1600)	0	0	0	N/A	0%
Butler - Hope House Rescue Mission - Hope House - ES(232)	180	201	44	21.9%	0%
Butler - Serve City - Chosen - ES(268)	447	536	273	50.9%	0%
Champaign - Caring Kitchen - ES(217)	125	133	41	30.8%	0%
Clark - IHN of Clark County - Hartley House - ES(325)	221	308	28	9.1%	0%
Clark - IHN of Clark County - Hartley House Overflow - ES - Voucher (1021)	25	25	0	0%	0%
Clark - IHN of Clark County - Norm's Place - ES(288)	231	271	43	15.9%	0%
Clark - IHN of Clark County - Norm's Place Overflow - ES - Voucher(728)	36	39	2	5.1%	0%
Clermont - Clermont County Community Services - James Saul's - ES (293)	400	407	61	15%	0%
Clinton - Clinton County Services - Clinton Co Homeless Shelter - ES (190)	146	166	21	12.7%	0%
COHHIO Training - Franklin - Homeless Network - ShelterPoint Shelter - ES(1317)	0	0	0	N/A	0%
Columbiana - Columbiana County Community Action Agency - ES(83)	88	89	14	15.7%	0%
Columbiana - Columbiana County MHC - Kendall Home - ES(1012)	63	63	11	17.5%	0%
Columbiana - Columbiana MHC - Hand in Hand Outreach House - ES (1141)	0	0	0	N/A	0%
Coshocton - KnoHoCo Ashland CAC - ES(261)	66	68	10	14.7%	0%
Darke - Community Action Partnership of the Greater Dayton Area - ES (713)	52	53	6	11.3%	0%
Defiance - Northwestern Ohio CAC - The PATH Center - ES(116)	155	173	39	22.5%	0%
Delaware - Family Promise of Delaware County - IHN - ES(717)	68	70	16	22.9%	0%
Erie - VOA of Greater Ohio - Crossroads - ES(136)	225	273	43	15.8%	0%
Fairfield - Lancaster Fairfield CAA - Lancaster Fairfield CAA Family Shelter - ES(260)	43	43	11	25.6%	0%
Fairfield - LSS of Central Ohio - ADAMH Housing Program - ES(1578)	33	34	2	5.9%	0%
Fairfield - LSS of Central Ohio - Fairfield County Emergency Shelter - ES (25)	271	322	42	13%	0%
Fairfield - LSS of Central Ohio - HCHV 90 Day - ES - VET(704)	54	62	9	14.5%	0%
Fayette - CAC of Fayette County - Brick House - ES(22)	64	66	10	15.2%	0%
Greene - Greene County Housing Program - Emergency Housing - ES (221)	75	76	7	9.2%	0%
Greene - IHN of Greene County - Churches - ES(731)	32	37	5	13.5%	0%
Highland - Highland County Homeless Shelter - ES(241)	92	96	12	12.5%	0%
Huron - CAC of Erie, Huron & Richland Counties - Norwalk Homeless Shelter - ES(233)	14	14	2	14.3%	0%
Jefferson - Urban Mission Ministries - Hutton House - ES(310)	52	53	1	1.9%	0%



# Accessing Mainstream Resources and Earned Income

## Gain or Increase Income

Report Date Range: 1/1/2016 12:00:00 AM through 1/1/2017 12:00:00 AM

**Goal: At least 18% of adult participants in Emergency Shelters will gain or increase total income by end of reporting period or at exit.**

Provider	Total Adults	Total Program Stays	Increased Income	%	Missing Data
Lake - Ecumenical Shelter Network - Project Hope for the Homeless - ES (209)	354	412	35	8.5%	0%
Licking - Salvation Army Licking County - ES(188)	381	399	67	16.8%	0%
Logan - Churches - Logan County Homeless Shelter - ES(1025)	31	31	2	6.5%	0%
Lorain - Family Promise of Lorain County - IHN - ES(522)	23	24	1	4.2%	0%
Lorain - Neighborhood Alliance - Haven Center - ES(256)	296	317	34	10.7%	0%
Madison - CAODMU - Homeless Assistance Grant - ES(1026)	25	25	7	28%	0%
Marion - Marion Shelter Program - Family Facility - ES(395)	184	194	34	17.5%	0%
Marion - Marion Shelter Program - Men's Facility - ES(203)	157	167	26	15.6%	0%
Miami - Family Abuse Shelter of Miami County - Buckeye House - ES(64)	158	165	96	58.2%	0%
Muskingum - Salvation Army of Zanesville - ES(201)	204	220	21	9.5%	0%
Pickaway - Pickaway County CAO - VA HCHV 90 day - ES - SM - VET (748)	88	92	13	14.1%	0%
Pike - Pike County Outreach Council of Churches - Bridgehaven Shelter - ES(240)	87	89	18	20.2%	0%
Portage - Family and Community Services - Housing & Emergency Support Services - ES Overflow(153)	32	33	1	3%	0%
Portage - Family and Community Services - Miller Community House - ES(152)	123	123	19	15.4%	0%
Preble - Home is the Foundation - ES(1564)	55	71	7	9.9%	0%
Richland - Harmony House - ES(119)	393	415	84	20.2%	0%
Ross - Ross County CAC - Men's Shelter - ES(755)	33	33	2	6.1%	0%
Ross - Seeds of Hope - ES(1060)	15	19	1	5.3%	0%
Sandusky - Liberty Center of Sandusky County - Liberty Center - ES(175)	89	91	44	48.4%	0%
Scioto - Scioto Christian Ministries - ES(199)	321	323	5	1.5%	0%
Trumbull - Urban League - Amos Christy House - ES(252)	329	393	14	3.6%	0%
Tuscarawas - Friends of the Homeless - Tuscarawas County Shelter - ES (341)	205	240	21	8.8%	0%
Vinton Sojourners Care Network - RHY BCPes(1375)	0	0	0	N/A	0%
Warren - IHN of Warren County - ES(224)	50	51	4	7.8%	0%
Warren - New Housing Ohio - Bernies Place - ES(386)	111	123	14	11.4%	0%
Wayne - Salvation Army Wooster - Salvation Army Shelter - ES(226)	304	341	70	20.5%	0%
			<b>Average:</b>	<b>17%</b>	

# Accessing Mainstream Resources and Earned Income

## Non-Cash Benefits at Exit

Report Date Range: 1/1/2016 12:00:00 AM through 1/1/2017 12:00:00 AM

**Goal: At least 50% of adult participants in Emergency Shelter will receive at least one source of non-cash benefits or health insurance at exit.**

Provider	Total Adult Leavers	Non-Cash Benefits or Health Insurance at Exit	Percentage	Missing Data
Adams - Adams County Shelter for the Homeless - Adams County Shelter - ES (222)	78	59	75.6%	1.3%
Allen - Family Promise of Lima-Allen County - ES(523)	22	18	81.8%	4.5%
Allen - Lima Samaritan House - ES(191)	140	128	91.4%	0%
Ashland - ACCESS Emergency Shelter - ES(566)	19	18	94.7%	0%
Ashtabula - Ashtabula Homeless Shelter - Samaritan House - ES(249)	155	130	83.9%	0%
Athens - Athens Clem House - ES(780)	6	3	50%	16.7%
Belmont - Salvation Army of Belmont County - Family Homeless Shelter - ES(181)	123	104	84.6%	0%
Butler - Hope House Rescue Mission - Center of Hope - ES(720)	93	75	80.6%	0%
Butler - Hope House Rescue Mission - Cold Shelter - ES(1600)	0	0	N/A	0%
Butler - Hope House Rescue Mission - Hope House - ES(232)	165	143	86.7%	0%
Butler - Serve City - Chosen - ES(268)	440	417	94.8%	0%
Champaign - Caring Kitchen - ES(217)	119	99	83.2%	0%
Clark - IHN of Clark County - Hartley House - ES(325)	231	204	88.3%	0.4%
Clark - IHN of Clark County - Hartley House Overflow - ES - Voucher(1021)	25	21	84%	0%
Clark - IHN of Clark County - Norm's Place - ES(288)	232	224	96.6%	0%
Clark - IHN of Clark County - Norm's Place Overflow - ES - Voucher(728)	27	24	88.9%	0%
Clermont - Clermont County Community Services - James Saul's - ES(293)	384	293	76.3%	0.3%
Clinton - Clinton County Services - Clinton Co Homeless Shelter - ES(190)	141	100	70.9%	0.7%
COHHIO Training - Franklin - Homeless Network - ShelterPoint Shelter - ES(1317)	0	0	N/A	0%
Columbiana - Columbiana County Community Action Agency - ES(83)	82	74	90.2%	0%
Columbiana - Columbiana County MHC - Kendall Home - ES(1012)	58	58	100%	0%
Columbiana - Columbiana MHC - Hand in Hand Outreach House - ES(1141)	0	0	N/A	0%
Coshocton - KnoHoCo Ashland CAC - ES(261)	61	57	93.4%	0%
Darke - Community Action Partnership of the Greater Dayton Area - ES(713)	48	36	75%	0%
Defiance - Northwestern Ohio CAC - The PATH Center - ES(116)	158	141	89.2%	0%
Delaware - Family Promise of Delaware County - IHN - ES(717)	63	54	85.7%	0%
Erie - VOA of Greater Ohio - Crossroads - ES(136)	223	186	83.4%	0.4%
Fairfield - Lancaster Fairfield CAA - Lancaster Fairfield CAA Family Shelter - ES (260)	38	34	89.5%	2.6%
Fairfield - LSS of Central Ohio - ADAMH Housing Program - ES(1578)	27	25	92.6%	0%
Fairfield - LSS of Central Ohio - Fairfield County Emergency Shelter - ES(25)	271	247	91.1%	0%
Fairfield - LSS of Central Ohio - HCHV 90 Day - ES - VET(704)	49	49	100%	0%
Fayette - CAC of Fayette County - Brick House - ES(22)	63	51	81%	0%

# Accessing Mainstream Resources and Earned Income

## Non-Cash Benefits at Exit

Report Date Range: 1/1/2016 12:00:00 AM through 1/1/2017 12:00:00 AM

**Goal: At least 50% of adult participants in Emergency Shelter will receive at least one source of non-cash benefits or health insurance at exit.**

Provider	Total Adult Leavers	Non-Cash Benefits or Health Insurance at Exit	Percentage	Missing Data
Greene - Greene County Housing Program - Emergency Housing - ES(221)	67	65	97%	0%
Greene - IHN of Greene County - Churches - ES(731)	31	28	90.3%	3.2%
Highland - Highland County Homeless Shelter - ES(241)	87	81	93.1%	1.1%
Huron - CAC of Erie, Huron & Richland Counties - Norwalk Homeless Shelter - ES (233)	11	10	90.9%	0%
Jefferson - Urban Mission Ministries - Hutton House - ES(310)	44	39	88.6%	0%
Lake - Ecumenical Shelter Network - Project Hope for the Homeless - ES(209)	327	266	81.3%	0%
Licking - Salvation Army Licking County - ES(188)	369	300	81.3%	0%
Logan - Churches - Logan County Homeless Shelter - ES(1025)	23	22	95.7%	0%
Lorain - Family Promise of Lorain County - IHN - ES(522)	22	21	95.5%	0%
Lorain - Neighborhood Alliance - Haven Center - ES(256)	279	223	79.9%	0%
Madison - CAODMU - Homeless Assistance Grant - ES(1026)	21	17	81%	0%
Marion - Marion Shelter Program - Family Facility - ES(395)	180	165	91.7%	0%
Marion - Marion Shelter Program - Men's Facility - ES(203)	155	123	79.4%	0%
Miami - Family Abuse Shelter of Miami County - Buckeye House - ES(64)	149	106	71.1%	0%
Muskingum - Salvation Army of Zanesville - ES(201)	197	164	83.2%	0%
Pickaway - Pickaway County CAO - VA HCHV 90 day - ES - SM - VET(748)	77	77	100%	0%
Pike - Pike County Outreach Council of Churches - Bridgehaven Shelter - ES(240)	82	71	86.6%	0%
Portage - Family and Community Services - Housing & Emergency Support Services - ES Overflow(153)	31	29	93.5%	0%
Portage - Family and Community Services - Miller Community House - ES(152)	113	97	85.8%	0%
Preble - Home is the Foundation - ES(1564)	56	52	92.9%	0%
Richland - Harmony House - ES(119)	378	270	71.4%	0%
Ross - Ross County CAC - Men's Shelter - ES(755)	33	29	87.9%	0%
Ross - Seeds of Hope - ES(1060)	15	12	80%	0%
Sandusky - Liberty Center of Sandusky County - Liberty Center - ES(175)	81	68	84%	0%
Scioto - Scioto Christian Ministries - ES(199)	313	266	85%	0%
Trumbull - Urban League - Amos Christy House - ES(252)	330	283	85.8%	0%
Tuscarawas - Friends of the Homeless - Tuscarawas County Shelter - ES(341)	189	131	69.3%	1.1%
Vinton Sojourners Care Network - RHY BCPes(1375)	0	0	N/A	0%
Warren - IHN of Warren County - ES(224)	51	49	96.1%	0%
Warren - New Housing Ohio - Bernies Place - ES(386)	108	81	75%	0%
Wayne - Salvation Army Wooster - Salvation Army Shelter - ES(226)	301	248	82.4%	0%
		<b>Average:</b>	<b>85.75%</b>	



# Length of Time Homeless

Report Date Range: 1/1/2016 12:00:00 AM through 1/1/2017 12:00:00 AM

**Goal: Emergency Shelters will have a participant average and median length of stay of no more than 40 days.**

Provider	Average Length of Stay in Days	Median Length of Stay in Days
Adams - Adams County Shelter for the Homeless - Adams County Shelter - ES(222)	24.31	28
Allen - Family Promise of Lima-Allen County - ES(523)	48.26	60
Allen - Lima Samaritan House - ES(191)	23.47	16
Ashland - ACCESS Emergency Shelter - ES(566)	25.09	15
Ashtabula - Ashtabula Homeless Shelter - Samaritan House - ES(249)	21.05	9
Athens - Athens Clem House - ES(780)	82.67	33
Belmont - Salvation Army of Belmont County - Family Homeless Shelter - ES(181)	41.84	21
Butler - Hope House Rescue Mission - Center of Hope - ES(720)	44.52	36
Butler - Hope House Rescue Mission - Cold Shelter - ES(1600)	N/A	N/A
Butler - Hope House Rescue Mission - Hope House - ES(232)	57.27	43.5
Butler - Serve City - Chosen - ES(268)	24.33	14
Champaign - Caring Kitchen - ES(217)	33.34	19
Clark - IHN of Clark County - Hartley House - ES(325)	29.06	20
Clark - IHN of Clark County - Hartley House Overflow - ES - Voucher(1021)	7.12	6
Clark - IHN of Clark County - Norm's Place - ES(288)	21.31	13
Clark - IHN of Clark County - Norm's Place Overflow - ES - Voucher(728)	30.53	8
Clermont - Clermont County Community Services - James Saul's - ES(293)	23.39	19
Clinton - Clinton County Services - Clinton Co Homeless Shelter - ES(190)	43.02	31
COHHIO Training - Franklin - Homeless Network - ShelterPoint Shelter - ES(1317)	N/A	N/A
Columbiana - Columbiana County Community Action Agency - ES(83)	27.89	24
Columbiana - Columbiana County MHC - Kendall Home - ES(1012)	29.16	29.5
Columbiana - Columbiana MHC - Hand in Hand Outreach House - ES(1141)	N/A	N/A
Coshocton - KnoHoCo Ashland CAC - ES(261)	46.07	44
Darke - Community Action Partnership of the Greater Dayton Area - ES(713)	29.11	29
Defiance - Northwestern Ohio CAC - The PATH Center - ES(116)	23.29	23
Delaware - Family Promise of Delaware County - IHN - ES(717)	36.83	34.5
Erie - VOA of Greater Ohio - Crossroads - ES(136)	26.12	12
Fairfield - Lancaster Fairfield CAA - Lancaster Fairfield CAA Family Shelter - ES(260)	47.53	43
Fairfield - LSS of Central Ohio - ADAMH Housing Program - ES(1578)	93.9	83
Fairfield - LSS of Central Ohio - Fairfield County Emergency Shelter - ES(25)	26.16	15
Fairfield - LSS of Central Ohio - HCHV 90 Day - ES - VET(704)	57.17	43.5
Fayette - CAC of Fayette County - Brick House - ES(22)	32.05	28
Greene - Greene County Housing Program - Emergency Housing - ES(221)	30.09	27.5
Greene - IHN of Greene County - Churches - ES(731)	66.5	65
Highland - Highland County Homeless Shelter - ES(241)	30.13	21.5
Huron - CAC of Erie, Huron & Richland Counties - Norwalk Homeless Shelter - ES(233)	56.65	53
Jefferson - Urban Mission Ministries - Hutton House - ES(310)	48.8	41

Run Date: 1/31/17

# Length of Time Homeless

Report Date Range: 1/1/2016 12:00:00 AM through 1/1/2017 12:00:00 AM

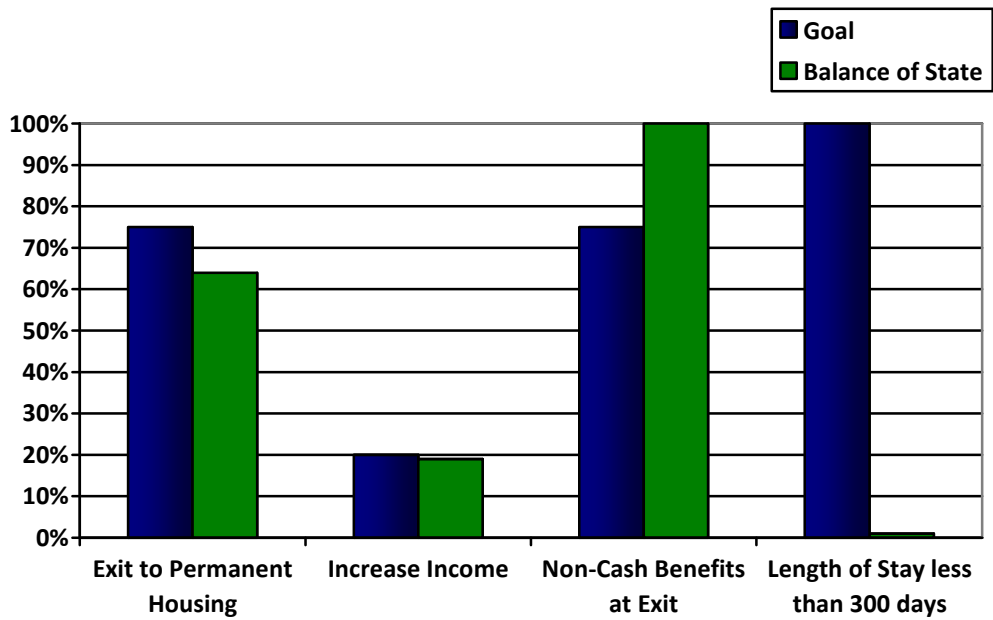
Provider	Average Length of Stay in Days	Median Length of Stay in Days
Lake - Ecumenical Shelter Network - Project Hope for the Homeless - ES(209)	33.37	22
Licking - Salvation Army Licking County - ES(188)	28.64	15
Logan - Churches - Logan County Homeless Shelter - ES(1025)	51.02	56
Lorain - Family Promise of Lorain County - IHN - ES(522)	59.21	41
Lorain - Neighborhood Alliance - Haven Center - ES(256)	40.26	24
Madison - CAODMU - Homeless Assistance Grant - ES(1026)	34.18	38
Marion - Marion Shelter Program - Family Facility - ES(395)	23.37	13
Marion - Marion Shelter Program - Men's Facility - ES(203)	18.28	10
Miami - Family Abuse Shelter of Miami County - Buckeye House - ES(64)	27.17	25
Muskingum - Salvation Army of Zanesville - ES(201)	24.9	12
Pickaway - Pickaway County CAO - VA HCHV 90 day - ES - SM - VET(748)	68.72	62
Pike - Pike County Outreach Council of Churches - Bridgehaven Shelter - ES(240)	26.58	14
Portage - Family and Community Services - Housing & Emergency Support Services - ES Overflow(153)	8.04	10
Portage - Family and Community Services - Miller Community House - ES(152)	44.52	38
Preble - Home is the Foundation - ES(1564)	38.88	28
Richland - Harmony House - ES(119)	28.44	23
Ross - Ross County CAC - Men's Shelter - ES(755)	15.88	7
Ross - Seeds of Hope - ES(1060)	63.24	46
Sandusky - Liberty Center of Sandusky County - Liberty Center - ES(175)	44.23	32.5
Scioto - Scioto Christian Ministries - ES(199)	16.3	14
Trumbull - Urban League - Amos Christy House - ES(252)	19.6	12
Tuscarawas - Friends of the Homeless - Tuscarawas County Shelter - ES(341)	43.84	23.5
Vinton Sojourners Care Network - RHY BCPes(1375)	N/A	N/A
Warren - IHN of Warren County - ES(224)	32.85	30
Warren - New Housing Ohio - Bernies Place - ES(386)	29.57	16
Wayne - Salvation Army Wooster - Salvation Army Shelter - ES(226)	27.59	15
Summary:	30.96	21
Number of Providers: 63		

Run Date: 1/31/17

# Performance Measures for Safe Havens

January to December 2016

Performance Measure	Goal	Balance of State Average
Exit to Permanent Housing	75%	64%
Increase Income	20%	19%
Non-cash Benefits or Health Insurance at Exit	75%	100%
Length of Stay no more than 300 days	100%	0%



# Obtaining and Maintaining Permanent Housing

## Exits to Permanent Housing

Report Date Range: 1/1/2016 12:00:00 AM through 1/1/2017 12:00:00 AM

**Goal: At least 75% of participants in Safe Havens will move into permanent housing at exit.**

Provider	Total Leavers (All Destinations)	Permanent Destinations		Missing Data	
		# of Exits	% of Exits	# of Exits	% of Exits
Jefferson - Jefferson County Prevention & Recovery Board - Beacon House Safe Haven - SH(559)	11	7	<b>63.6%</b>	1	<b>9.1%</b>

**Average: 63.6%**

# Accessing Mainstream Resources and Earned Income

## Gain or Increase Income

Report Date Range: 1/1/2016 12:00:00 AM through 1/1/2017 12:00:00 AM

**Goal: At least 20% of adult participants in Safe Haven will gain or increase total income by end of reporting period or at exit.**

Provider	Total Adults	Total Program Stays	Increased Income	%	Missing Data
Jefferson - Jefferson County Prevention & Recovery Board - Beacon House Safe Haven - SH(559)	21	21	4	19%	0%
			<b>Average:</b>	<b>19%</b>	



# Accessing Mainstream Resources and Earned Income

## Non-Cash Benefits at Exit

Report Date Range: 1/1/2016 12:00:00 AM through 1/1/2017 12:00:00 AM

**Goal: At least 75% of adult participants in Safe Haven will receive at least one source of non-cash benefits or health insurance at exit.**

Provider	Total Adult Leavers	Non-Cash Benefits or Health Insurance at Exit	Percentage	Missing Data
Jefferson - Jefferson County Prevention & Recovery Board - Beacon House Safe Haven - SH(559)	11	11	100%	9.1%
		<b>Average:</b>	<b>100.00%</b>	

# Length of Time Homeless

Report Date Range: 1/1/2016 12:00:00 AM through 1/1/2017 12:00:00 AM

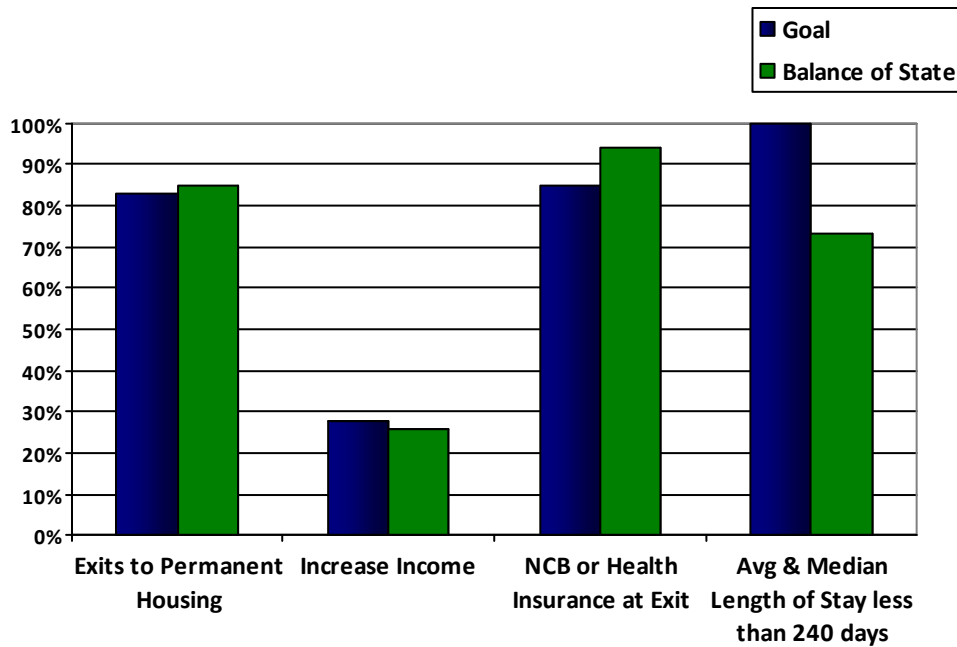
**Goal: Safe Haven projects will have a participant average and median length of stay of no more than 300 days.**

Provider	Average Length of Stay in Days	Median Length of Stay in Days
Jefferson - Jefferson County Prevention & Recovery Board - Beacon House Safe Haven - SH (559)	<b>660.18</b>	<b>437</b>
Summary:	660.18	437
Number of Providers: 1		

# Performance Measures for Transitional Housing

January to December 2016

Performance Measure	Goal	Balance of State Average
Exits to Permanent Housing	83%	86%
Increase Income	28%	25%
Non-cash Benefits or Health Insurance at Exit	85%	94%
Average and Median Length of Stay less than 240 days	100%	70% of providers met goal



# Obtaining and Maintaining Permanent Housing

## Exits to Permanent Housing

Report Date Range: 1/1/2016 12:00:00 AM through 1/1/2017 12:00:00 AM

**Goal: At least 83% of participants in Transitional Housing will move into permanent housing at exit.**

Provider	Total Leavers (All Destinations)	Permanent Destinations		Missing Data	
		# of Exits	% of Exits	# of Exits	% of Exits
Ashtabula - Beatitude House - House of Blessing - TH(863)	34	29	<b>85.3%</b>	4	<b>11.8%</b>
Clark - IHN of Clark County - ILSA - TH(543)	52	47	<b>90.4%</b>	0	0%
Clark - McKinley Hall - Dimensions Women's Transitional - TH(634)	22	13	<b>59.1%</b>	0	0%
Clark - McKinley Hall - Wehler House - TH(767)	17	11	<b>64.7%</b>	0	0%
Columbiana - Family Recovery Center - Fleming House - TH(85)	34	29	<b>85.3%</b>	0	0%
Erie - VOA of Greater Ohio - Crossroads Supportive Housing Program GPD - TH - VET(751)	21	17	<b>81%</b>	0	0%
Erie - VOA of Greater Ohio - Crossroads Supportive housing program - TH(134)	120	101	<b>84.2%</b>	0	0%
Erie - VOA of Greater Ohio - Serenity House supportive housing program- TH (133)	16	14	<b>87.5%</b>	0	0%
Fairfield - LSS of Central Ohio - Art Kiefer Veterans House - GPD - TH - VET (776)	11	8	<b>72.7%</b>	0	0%
Fayette - CAC of Fayette County - CAC Transitional Housing - TH(24)	16	16	<b>100%</b>	0	0%
Gallia - Woodland Centers - OHSHP - DH - TH(740)	22	13	<b>59.1%</b>	0	0%
Greene - CAP of the Greater Dayton Area - Harding Place Transitional Housing - TH(157)	46	37	<b>80.4%</b>	0	0%
Greene - Greene County Housing Program - TH(551)	65	61	<b>93.8%</b>	0	0%
Hancock - Findlay Hope House for the Homeless - Transitional Housing - TH (446)	47	33	<b>70.2%</b>	0	0%
Huron - Catholic Charities Toledo - Miriam House Transitional Housing - TH(122)	53	42	<b>79.2%</b>	1	1.9%
Lake - Lifeline, Inc. - Transitional Housing - TH(1326)	6	6	<b>100%</b>	0	0%
Lake - New Directions for Living - TH(415)	55	43	<b>78.2%</b>	2	<b>3.6%</b>
Lawrence - Ironton Lawrence CAO - One Stop TH Program - TH(138)	44	44	<b>100%</b>	0	0%
Licking - Goodwill of Licking and Knox Counties - GPD - TH - VET(749)	10	7	<b>70%</b>	2	<b>20%</b>
Licking - Licking County Coalition for Housing - LCCH - TH(251)	81	69	<b>85.2%</b>	0	0%
Lorain - Family and Community Services - Valor Home GPD - TH(1229)	57	46	<b>80.7%</b>	0	0%
Lorain - HM Housing Development Corporation - FAITH House - TH(120)	11	11	<b>100%</b>	0	0%
Lorain - YWCA of Elyria - Women's Campus Project - TH(124)	28	21	<b>75%</b>	0	0%
Marion - Marion Shelter Program - Men's Transitional Housing - TH(204)	1	1	<b>100%</b>	0	0%
Miami - Community Housing of Darke, Miami and Shelby Co - Transitional Housing - TH(299)	20	10	<b>50%</b>	0	0%
Ottawa - Ottawa County Transitional Housing HUD - Ruth Ann's House - TH - DV(131)	19	19	<b>100%</b>	0	0%
Pickaway - Pickaway County CAO - Haven House Supportive Housing Project - TH - DV(126)	30	28	<b>93.3%</b>	0	0%
Pickaway - Pickaway County CAO - Pickaway County GPD - TH(127)	19	15	<b>78.9%</b>	0	0%
Portage - Family and Community Services - Freedom House - VA GPD Project - TH - VET(550)	27	23	<b>85.2%</b>	0	0%
Portage - Family and Community Services - Portage Area Transitional Housing 2 - TH(531)	22	22	<b>100%</b>	0	0%
Portage - Family and Community Services - Portage Area Transitional Housing 3 - TH(91)	20	19	<b>95%</b>	0	0%
Preble - Home is the Foundation - TH(1595)	11	9	<b>81.8%</b>	0	0%

# Obtaining and Maintaining Permanent Housing

## Exits to Permanent Housing

Report Date Range: 1/1/2016 12:00:00 AM through 1/1/2017 12:00:00 AM

**Goal: At least 83% of participants in Transitional Housing will move into permanent housing at exit.**

Provider	Total Leavers (All Destinations)	Permanent Destinations		Missing Data	
		# of Exits	% of Exits	# of Exits	% of Exits
Sandusky - WSOS CAC - WSOS Homenet - TH(14)	66	61	<b>92.4%</b>	1	1.5%
Seneca - New Housing Ohio, Inc. - Morrison House - TH(1017)	86	76	<b>88.4%</b>	0	0%
Trumbull - Beatitude House - House of Blessing Warren - TH(109)	42	41	<b>97.6%</b>	0	0%
Trumbull - Family and Community Services - Vet Haven GPD - TH(1282)	19	17	<b>89.5%</b>	1	<b>5.3%</b>
Tuscarawas - Personal & Family Counseling - TH(354)	29	23	<b>79.3%</b>	0	0%
Union - MHRB of Union County - Homeward Bound - TH(59)	12	8	<b>66.7%</b>	0	0%
Van Wert - YWCA of Van Wert County - Transitional Living Program - TH(561)	29	19	<b>65.5%</b>	3	<b>10.3%</b>
Vinton - Sojourners Care Network - TH(857)	10	10	<b>100%</b>	0	0%
Warren - Warren MHA - Transitions - TH(56)	192	187	<b>97.4%</b>	0	0%

**Average: 85.9%**



# Accessing Mainstream Resources and Earned Income

## Gain or Increase Income

Report Date Range: 1/1/2016 12:00:00 AM through 1/1/2017 12:00:00 AM

**Goal: At least 28% of adult participants in Transitional Housing will gain or increase total income by end of reporting period or at exit.**

Provider	Total Adults	Total Program Stays	Increased Income	%	Missing Data
Ashtabula - Beatitude House - House of Blessing - TH(863)	24	24	3	12.5%	0%
Clark - IHN of Clark County - ILSA - TH(543)	58	58	4	6.9%	0%
Clark - McKinley Hall - Dimensions Women's Transitional - TH(634)	10	10	1	10%	0%
Clark - McKinley Hall - Wehler House - TH(767)	15	15	1	6.7%	0%
Columbiana - Family Recovery Center - Fleming House - TH(85)	19	19	7	36.8%	0%
Erie - VOA of Greater Ohio - Crossroads Supportive Housing Program GPD - TH - VET(751)	29	30	12	40%	0%
Erie - VOA of Greater Ohio - Crossroads Supportive housing program - TH(134)	85	86	25	29.1%	0%
Erie - VOA of Greater Ohio - Serenity House supportive housing program- TH(133)	23	23	8	34.8%	0%
Fairfield - LSS of Central Ohio - Art Kiefer Veterans House - GPD - TH - VET(776)	18	18	7	38.9%	0%
Fayette - CAC of Fayette County - CAC Transitional Housing - TH(24)	13	13	1	7.7%	0%
Gallia - Woodland Centers - OHSHP - DH - TH(740)	22	25	1	4%	0%
Greene - CAP of the Greater Dayton Area - Harding Place Transitional Housing - TH(157)	61	61	21	34.4%	0%
Greene - Greene County Housing Program - TH(551)	37	38	3	7.9%	0%
Hancock - Findlay Hope House for the Homeless - Transitional Housing - TH(446)	33	35	13	37.1%	0%
Huron - Catholic Charities Toledo - Miriam House Transitional Housing - TH(122)	30	32	11	34.4%	0%
Lake - Lifeline, Inc. - Transitional Housing - TH(1326)	6	6	2	33.3%	0%
Lake - New Directions for Living - TH(415)	34	36	4	11.1%	0%
Lawrence - Ironton Lawrence CAO - One Stop TH Program - TH(138)	47	47	19	40.4%	0%
Licking - Goodwill of Licking and Knox Counties - GPD - TH - VET(749)	12	12	0	0%	0%
Licking - Licking County Coalition for Housing - LCCH - TH(251)	97	97	31	32%	0%
Lorain - Family and Community Services - Valor Home GPD - TH(1229)	76	80	20	25%	0%
Lorain - HM Housing Development Corporation - FAITH House - TH(120)	9	9	4	44.4%	0%
Lorain - YWCA of Elyria - Women's Campus Project - TH(124)	24	25	11	44%	0%
Marion - Marion Shelter Program - Men's Transitional Housing - TH(204)	1	1	1	100%	0%
Miami - Community Housing of Darke, Miami and Shelby Co - Transitional Housing - TH(299)	27	29	7	24.1%	0%
Ottawa - Ottawa County Transitional Housing HUD - Ruth Ann's House - TH - DV(131)	15	15	4	26.7%	0%
Pickaway - Pickaway County CAO - Haven House Supportive Housing Project - TH - DV(126)	19	19	2	10.5%	0%
Pickaway - Pickaway County CAO - Pickaway County GPD - TH(127)	22	22	5	22.7%	0%
Portage - Family and Community Services - Freedom House - VA GPD Project - TH - VET(550)	40	41	8	19.5%	0%
Portage - Family and Community Services - Portage Area Transitional Housing 2 - TH(531)	20	20	3	15%	0%
Portage - Family and Community Services - Portage Area Transitional Housing 3 - TH(91)	36	36	7	19.4%	0%
Preble - Home is the Foundation - TH(1595)	10	10	2	20%	0%
Sandusky - WSOS CAC - WSOS Homenet - TH(14)	62	63	11	17.5%	0%
Seneca - New Housing Ohio, Inc. - Morrison House - TH(1017)	65	67	23	34.3%	0%
Trumbull - Beatitude House - House of Blessing Warren - TH(109)	27	27	4	14.8%	0%
Trumbull - Family and Community Services - Vet Haven GPD - TH(1282)	38	38	7	18.4%	0%

# Accessing Mainstream Resources and Earned Income

## Gain or Increase Income

Report Date Range: 1/1/2016 12:00:00 AM through 1/1/2017 12:00:00 AM

**Goal: At least 28% of adult participants in Transitional Housing will gain or increase total income by end of reporting period or at exit.**

Provider	Total Adults	Total Program Stays	Increased Income	%	Missing Data
Tuscarawas - Personal & Family Counseling - TH(354)	47	48	7	14.6%	0%
Union - MHRB of Union County - Homeward Bound - TH(59)	14	14	7	50%	0%
Van Wert - YWCA of Van Wert County - Transitional Living Program - TH (561)	21	25	2	8%	0%
Vinton - Sojourners Care Network - TH(857)	18	18	4	22.2%	0%
Warren - Warren MHA - Transitions - TH(56)	126	127	46	36.2%	0%
			<b>Average:</b>	<b>25%</b>	

# Accessing Mainstream Resources and Earned Income

## Non-Cash Benefits at Exit

Report Date Range: 1/1/2016 12:00:00 AM through 1/1/2017 12:00:00 AM

**Goal: At least 85% of adult participants in Transitional Housing will receive at least one source of non-cash benefits or health insurance at exit.**

Provider	Total Adult Leavers	Non-Cash Benefits or Health Insurance at Exit	Percentage	Missing Data
Ashtabula - Beatitude House - House of Blessing - TH(863)	15	15	100%	0%
Clark - IHN of Clark County - ILSA - TH(543)	38	38	100%	0%
Clark - McKinley Hall - Dimensions Women's Transitional - TH(634)	8	8	100%	0%
Clark - McKinley Hall - Wehler House - TH(767)	15	15	100%	6.7%
Columbiana - Family Recovery Center - Fleming House - TH(85)	13	12	92.3%	0%
Erie - VOA of Greater Ohio - Crossroads Supportive Housing Program GPD - TH - VET(751)	21	21	100%	0%
Erie - VOA of Greater Ohio - Crossroads Supportive housing program - TH(134)	67	61	91%	0%
Erie - VOA of Greater Ohio - Serenity House supportive housing program- TH(133)	16	16	100%	0%
Fairfield - LSS of Central Ohio - Art Kiefer Veterans House - GPD - TH - VET(776)	11	11	100%	0%
Fayette - CAC of Fayette County - CAC Transitional Housing - TH(24)	8	6	75%	0%
Gallia - Woodland Centers - OHSHP - DH - TH(740)	21	20	95.2%	0%
Greene - CAP of the Greater Dayton Area - Harding Place Transitional Housing - TH(157)	46	37	80.4%	0%
Greene - Greene County Housing Program - TH(551)	29	28	96.6%	0%
Hancock - Findlay Hope House for the Homeless - Transitional Housing - TH(446)	26	24	92.3%	0%
Huron - Catholic Charities Toledo - Miriam House Transitional Housing - TH(122)	26	22	84.6%	0%
Lake - Lifeline, Inc. - Transitional Housing - TH(1326)	6	5	83.3%	0%
Lake - New Directions for Living - TH(415)	33	33	100%	0%
Lawrence - Ironton Lawrence CAO - One Stop TH Program - TH(138)	30	30	100%	0%
Licking - Goodwill of Licking and Knox Counties - GPD - TH - VET(749)	9	9	100%	0%
Licking - Licking County Coalition for Housing - LCCH - TH(251)	58	57	98.3%	0%
Lorain - Family and Community Services - Valor Home GPD - TH(1229)	57	55	96.5%	0%
Lorain - HM Housing Development Corporation - FAITH House - TH(120)	4	3	75%	0%
Lorain - YWCA of Elyria - Women's Campus Project - TH(124)	15	15	100%	0%
Marion - Marion Shelter Program - Men's Transitional Housing - TH(204)	1	1	100%	0%
Miami - Community Housing of Darke, Miami and Shelby Co - Transitional Housing - TH(299)	21	22	104.8%	0%
Ottawa - Ottawa County Transitional Housing HUD - Ruth Ann's House - TH - DV (131)	9	9	100%	0%
Pickaway - Pickaway County CAO - Haven House Supportive Housing Project - TH - DV(126)	17	16	94.1%	0%
Pickaway - Pickaway County CAO - Pickaway County GPD - TH(127)	19	19	100%	0%
Portage - Family and Community Services - Freedom House - VA GPD Project - TH - VET(550)	27	26	96.3%	0%
Portage - Family and Community Services - Portage Area Transitional Housing 2 - TH(531)	11	11	100%	0%

# Accessing Mainstream Resources and Earned Income

## Non-Cash Benefits at Exit

Report Date Range: 1/1/2016 12:00:00 AM through 1/1/2017 12:00:00 AM

**Goal: At least 85% of adult participants in Transitional Housing will receive at least one source of non-cash benefits or health insurance at exit.**

Provider	Total Adult Leavers	Non-Cash Benefits or Health Insurance at Exit	Percentage	Missing Data
Portage - Family and Community Services - Portage Area Transitional Housing 3 - TH(91)	20	18	<b>90%</b>	0%
Preble - Home is the Foundation - TH(1595)	6	5	<b>83.3%</b>	0%
Sandusky - WSOS CAC - WSOS Homenet - TH(14)	32	25	<b>78.1%</b>	0%
Seneca - New Housing Ohio, Inc. - Morrison House - TH(1017)	58	50	<b>86.2%</b>	0%
Trumbull - Beatitude House - House of Blessing Warren - TH(109)	16	16	<b>100%</b>	0%
Trumbull - Family and Community Services - Vet Haven GPD - TH(1282)	19	18	<b>94.7%</b>	0%
Tuscarawas - Personal & Family Counseling - TH(354)	29	27	<b>93.1%</b>	<b>3.4%</b>
Union - MHRB of Union County - Homeward Bound - TH(59)	12	12	<b>100%</b>	0%
Van Wert - YWCA of Van Wert County - Transitional Living Program - TH(561)	15	13	<b>86.7%</b>	0%
Vinton - Sojourners Care Network - TH(857)	10	10	<b>100%</b>	0%
Warren - Warren MHA - Transitions - TH(56)	74	73	<b>98.6%</b>	0%
		<b>Average:</b>	<b>94.31%</b>	

# Length of Time Homeless

Report Date Range: 1/1/2016 12:00:00 AM through 1/1/2017 12:00:00 AM

**Goal: Transitional Housing projects will have a participant average and median length of stay of no more than 240 days.**

Provider	Average Length of Stay in Days	Median Length of Stay in Days
Ashtabula - Beatitude House - House of Blessing - TH(863)	222.44	160
Clark - IHN of Clark County - ILSA - TH(543)	178.08	156
Clark - McKinley Hall - Dimensions Women's Transitional - TH(634)	211.86	105
Clark - McKinley Hall - Wehler House - TH(767)	165.59	84
Columbiana - Family Recovery Center - Fleming House - TH(85)	242.76	189
Erie - VOA of Greater Ohio - Crossroads Supportive Housing Program GPD - TH - VET(751)	180.77	123.5
Erie - VOA of Greater Ohio - Crossroads Supportive housing program - TH(134)	85.36	45
Erie - VOA of Greater Ohio - Serenity House supportive housing program- TH(133)	360.19	370.5
Fairfield - LSS of Central Ohio - Art Kiefer Veterans House - GPD - TH - VET(776)	261.55	224
Fayette - CAC of Fayette County - CAC Transitional Housing - TH(24)	377.06	317.5
Gallia - Woodland Centers - OHSHP - DH - TH(740)	46.13	28.5
Greene - CAP of the Greater Dayton Area - Harding Place Transitional Housing - TH(157)	118.52	124.5
Greene - Greene County Housing Program - TH(551)	78.83	73
Hancock - Findlay Hope House for the Homeless - Transitional Housing - TH(446)	76	55
Huron - Catholic Charities Toledo - Miriam House Transitional Housing - TH(122)	51.39	26
Lake - Lifeline, Inc. - Transitional Housing - TH(1326)	166	151.5
Lake - New Directions for Living - TH(415)	252.68	253
Lawrence - Ironton Lawrence CAO - One Stop TH Program - TH(138)	225.34	205
Licking - Goodwill of Licking and Knox Counties - GPD - TH - VET(749)	182.2	166
Licking - Licking County Coalition for Housing - LCCH - TH(251)	317.59	313
Lorain - Family and Community Services - Valor Home GPD - TH(1229)	154.68	113
Lorain - HM Housing Development Corporation - FAITH House - TH(120)	363.64	330
Lorain - YWCA of Elyria - Women's Campus Project - TH(124)	238.68	197
Marion - Marion Shelter Program - Men's Transitional Housing - TH(204)	731	731
Miami - Community Housing of Darke, Miami and Shelby Co - Transitional Housing - TH(299)	62.59	44
Ottawa - Ottawa County Transitional Housing HUD - Ruth Ann's House - TH - DV(131)	189.32	154
Pickaway - Pickaway County CAO - Haven House Supportive Housing Project - TH - DV(126)	115.13	83
Pickaway - Pickaway County CAO - Pickaway County GPD - TH(127)	180.42	126
Portage - Family and Community Services - Freedom House - VA GPD Project - TH - VET(550)	133.89	101.5
Portage - Family and Community Services - Portage Area Transitional Housing 2 - TH(531)	283.09	288
Portage - Family and Community Services - Portage Area Transitional Housing 3 - TH(91)	182.1	182.5
Preble - Home is the Foundation - TH(1595)	150.91	116
Sandusky - WSOS CAC - WSOS Homenet - TH(14)	188.44	178
Seneca - New Housing Ohio, Inc. - Morrison House - TH(1017)	74.97	59
Trumbull - Beatitude House - House of Blessing Warren - TH(109)	279.81	255
Trumbull - Family and Community Services - Vet Haven GPD - TH(1282)	458.26	456
Tuscarawas - Personal & Family Counseling - TH(354)	100.28	122

Run Date: 1/31/17



# Length of Time Homeless

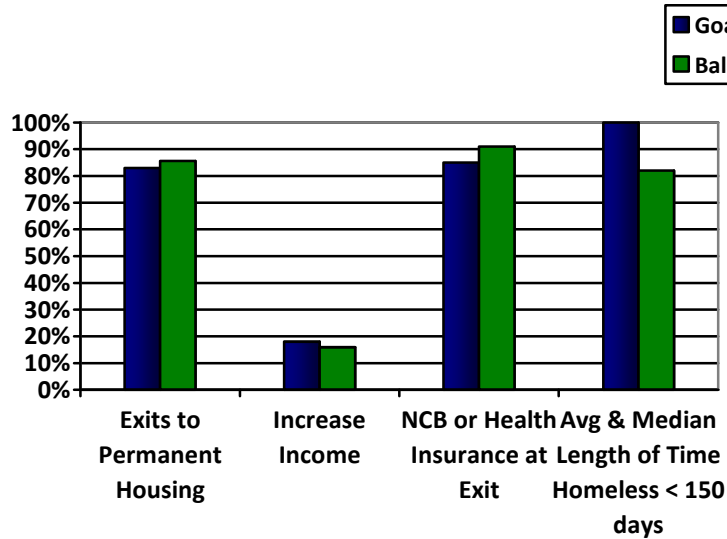
Report Date Range: 1/1/2016 12:00:00 AM through 1/1/2017 12:00:00 AM

Provider	Average Length of Stay in Days	Median Length of Stay in Days
Union - MHRB of Union County - Homeward Bound - TH(59)	88.42	84
Van Wert - YWCA of Van Wert County - Transitional Living Program - TH(561)	152.72	100
Vinton - Sojourners Care Network - TH(857)	142.1	111.5
Warren - Warren MHA - Transitions - TH(56)	256.67	257
Summary:	181.34	150
Number of Providers: 41		

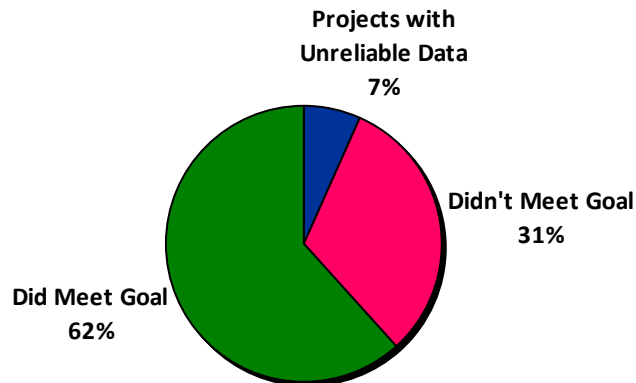
# Performance Measures for Rapid Rehousing

January to December 2016

Performance Measure	Goal	Balance of State Average
Exit to Permanent Housing	83%	85.6%
Increase Income	18%	16%
Non-cash Benefits at Exit	85%	91%
Average and Median Length of Stay no more than 150 days	100%	82% of providers met the goal
Average Length of Time to Rehouse 21 days or less	100%	(see pie chart)



Time to House 21 Days or Less



# Obtaining and Maintaining Permanent Housing

## Exits to Permanent Housing

Report Date Range: 1/1/2016 12:00:00 AM through 1/1/2017 12:00:00 AM

**Goal: At least 83% of participants in Rapid Rehousing will move into permanent housing at exit.**

Provider	Total Leavers (All Destinations)	Permanent Destinations		Missing Data	
		# of Exits	% of Exits	# of Exits	% of Exits
Adams - Adams Brown Counties Economic Opportunities - HCRP RRH(984)	70	49	70%	0	0%
Allen - West Ohio CAP - HCRP RRH(913)	57	57	100%	0	0%
Ashland - Appleseed CMHC - HCRP RRH(870)	13	9	69.2%	0	0%
Ashland - Appleseed Rapid Housing - RRH(1637)	120	107	89.2%	0	0%
Ashtabula - Ashtabula County CHDO - HCRP RRH(1338)	24	11	45.8%	13	54.2%
Ashtabula - Catholic Charities of Ashtabula County - HCRP RRH(873)	17	17	100%	0	0%
Athens - Integrated Services - HCRP RRH(952)	114	114	100%	0	0%
Belmont - Crossroads Counseling Services - HCRP RRH(889)	16	12	75%	1	6.3%
BofSCoC - The Salvation Army, a New York Corporation - RROhio - RRH(607)	925	684	73.9%	30	3.2%
Butler - Family Resource Center - HCRP RRH(1668)	3	3	100%	0	0%
Butler - Hope House Rescue Mission - Center of Hope - HCRP RRH(1666)	3	3	100%	0	0%
Butler - Hope House Rescue Mission - Hope House - HCRP RRH(1665)	0	0	N/A		
Butler - Serve City, Inc. - HCRP RRH(1667)	55	55	100%	0	0%
Champaign - Residential Administrators, Inc. - HCRP RRH(1336)	29	29	100%	0	0%
Clark - IHN of Clark County - City Project - HCRP RRH(1013)	63	63	100%	0	0%
Clark - IHN of Clark County - HCRP RRH(948)	46	43	93.5%	0	0%
Clermont - Clermont County Community Services - HCRP RRH(925)	112	104	92.9%	0	0%
Clermont - Lifepoint Solutions - HCRP RRH(923)	68	64	94.1%	0	0%
Clinton - Clinton County Services for the Homeless - HCRP RRH(954)	27	21	77.8%	0	0%
Columbiana - Community Action Agency of Columbiana - BoS - SSVF RRH (1094)	43	36	83.7%	3	7%
Columbiana - Community Action Agency of Columbiana - HCRP RRH(878)	113	113	100%	0	0%
Columbiana - Community Action Agency of Columbiana - Mahoning County - SSVF RRH(1331)	1	1	100%	0	0%
Coshocton - Knohoco Ashland CAC - HCRP RRH(997)	7	5	71.4%	0	0%
Darke - Community Action Partnership of Greater Dayton - HCRP RRH(919)	36	36	100%	0	0%
Defiance - Maumee Valley Guidance Center - SSVF RRH(860)	27	16	59.3%	2	7.4%
Defiance - Northwestern Ohio CAC - HCRP RRH(933)	85	75	88.2%	3	3.5%
Delaware - Salvation Army Columbus Area Services - HCRP RRH(956)	46	39	84.8%	4	8.7%
Delaware - Salvation Army Columbus Area Services - SSVF RRH(1318)	45	42	93.3%	0	0%
Delaware - Salvation Army Columbus Area Services - Youth Counts - HCRP - HP(1696)	4	4	100%	0	0%
Delaware - Salvation Army Columbus Area Services - Youth Counts - HCRP - RRH(959)	2	2	100%	0	0%
Erie - VOA of Greater Ohio - HCRP RRH(907)	27	25	92.6%	0	0%
Fairfield - Lancaster Fairfield CAA - HCRP RRH(893)	32	32	100%	0	0%
Fairfield - LSS of Central Ohio - SSVF RRH(1357)	107	103	96.3%	0	0%
Fayette - CAC of Fayette County - HCRP RRH(969)	58	57	98.3%	0	0%
Greene - Community Action Partnership of the Greater Dayton Area - HCRP RRH(950)	156	151	96.8%	0	0%
Hancock - Findlay Hope House for the Homeless - HCRP RRH(938)	172	122	70.9%	0	0%
Hancock - HHWP Community Action Commission - HCRP RRH(911)	4	4	100%	0	0%

# Obtaining and Maintaining Permanent Housing

## Exits to Permanent Housing

Report Date Range: 1/1/2016 12:00:00 AM through 1/1/2017 12:00:00 AM

**Goal: At least 83% of participants in Rapid Rehousing will move into permanent housing at exit.**

Provider	Total Leavers (All Destinations)	Permanent Destinations		Missing Data	
		# of Exits	% of Exits	# of Exits	% of Exits
Highland - CAC of Fayette County - HCRP RRH(971)	41	30	73.2%	0	0%
Hocking - Integrated Services - HCRP RRH(1008)	30	30	100%	0	0%
Holmes - Knohoco Ashland CAC - HCRP RRH(995)	0	0	N/A		
Huron - Catholic Charities Diocese of Toledo - HCRP RRH(903)	17	17	100%	0	0%
Jackson-Vinton - Integrated Services - HCRP RRH(1006)	34	33	97.1%	0	0%
Jefferson - Jefferson County CAC - HCRP RRH(882)	26	26	100%	0	0%
Knox - Behavioral Healthcare Partners of Central Ohio - HCRP RRH(990)	14	14	100%	0	0%
Knox - Knohoco Ashland CAC - HCRP RRH(1000)	14	14	100%	0	0%
Lake - FrontLine Service - SSVF RRH(1689)	1	0	0%	0	0%
Lake - Lifeline, Inc. - HCRP RRH(1325)	56	56	100%	0	0%
Lawrence Gallia - VOA Kentucky - SSVF RRH(1097)	49	34	69.4%	8	16.3%
Lawrence - Ironton Lawrence CAO - HCRP RRH(986)	12	12	100%	0	0%
Licking - Behavioral Healthcare Partners of Central Ohio - HCRP RRH(992)	35	35	100%	0	0%
Licking - Licking County Coalition for Housing - HCRP RRH(895)	23	18	78.3%	1	4.3%
Licking - Licking County Coalition for Housing - SSVF RRH(1092)	55	51	92.7%	1	1.8%
Licking - Salvation Army of Licking County - HCRP RRH(1018)	0	0	N/A		
Logan - Residential Administrators, Inc. - HCRP RRH(1334)	27	27	100%	0	0%
Lorain - Nord Center - HCRP RRH(869)	93	93	100%	0	0%
Lucas - WSOS CAC - SSVF RRH(1306)	20	14	70%	1	5%
Madison - Salvation Army Columbus Area Services - HCRP RRH(966)	30	28	93.3%	2	6.7%
Marion - Marion Area Counseling Center - HCRP RRH(909)	69	45	65.2%	5	7.2%
Medina - Medina MHA - HCRP RRH(871)	7	7	100%	0	0%
Meigs - Gallia Miegs Integrated Services - HCRP RRH(1010)	67	67	100%	0	0%
Mercer - Sources Community Network Services - HCRP RRH(916)	1	1	100%	0	0%
Miami - Family Abuse Shelter of Miami County - HCRP RRH(917)	121	121	100%	0	0%
Miami - Family Abuse Shelter of Miami County - Miami County Family - RRH (1678)	91	89	97.8%	0	0%
Morrow - Salvation Army Columbus Area Services - HCRP RRH(964)	47	47	100%	0	0%
Muskingum - Salvation Army of Zanesville - HCRP RRH(891)	23	23	100%	0	0%
Noble - G.M.N. TriCounty CAC - HCRP RRH(886)	140	129	92.1%	8	5.7%
Perry - Integrated Services - HCRP RRH(1003)	24	20	83.3%	0	0%
Pickaway - Pickaway County CAO - HCRP RRH(974)	27	22	81.5%	2	7.4%
Pike - CAC of Pike County - HCRP RRH(982)	39	30	76.9%	8	20.5%
Portage - Coleman Professional Services - HCRP RRH(902)	56	56	100%	0	0%
Portage - Family and Community Services - Geauga County - SSVF RRH(1672)	0	0	N/A		
Portage - Family and Community Services - Lorain County - SSVF RRH(1110)	46	22	47.8%	7	15.2%
Portage - Family and Community Services - Mahoning County - SSVF RRH (1328)	36	33	91.7%	2	5.6%
Portage - Family and Community Services - Medina County - SSVF RRH(1671)	0	0	N/A		
Portage - Family and Community Services - Portage County - SSVF RRH(1093)	15	13	86.7%	1	6.7%
Portage - Family and Community Services - Ravenna - HCRP RRH(874)	17	13	76.5%	0	0%

# Obtaining and Maintaining Permanent Housing

## Exits to Permanent Housing

Report Date Range: 1/1/2016 12:00:00 AM through 1/1/2017 12:00:00 AM

**Goal: At least 83% of participants in Rapid Rehousing will move into permanent housing at exit.**

Provider	Total Leavers (All Destinations)	Permanent Destinations		Missing Data	
		# of Exits	% of Exits	# of Exits	% of Exits
Portage - Family and Community Services - Stark County - SSVF RRH(1701)	0	0	N/A		
Portage - Family and Community Services - Trumbull County - SSVF RRH(1111)	29	25	<b>86.2%</b>	2	<b>6.9%</b>
Preble - Community Action Partnership of Greater Dayton - HCRP RRH(944)	22	21	<b>95.5%</b>	0	0%
Richland - Harmony House Homeless Services - HCRP RRH(905)	84	67	<b>79.8%</b>	8	<b>9.5%</b>
Ross - Ross County Community Action - HCRP RRH(978)	7	4	<b>57.1%</b>	0	0%
Sandusky - WSOS CAC - HCRP RRH(868)	402	291	<b>72.4%</b>	13	<b>3.2%</b>
Sandusky - WSOS CAC - SSVF RRH(1089)	114	100	<b>87.7%</b>	9	<b>7.9%</b>
Scioto - Scioto Christian Ministries - HCRP RRH(988)	100	100	<b>100%</b>	0	0%
Shelby - Family Abuse Shelter of Miami County - HCRP RRH(1676)	32	32	<b>100%</b>	0	0%
Trumbull - Humility of Mary Housing - HCRP RRH(875)	22	22	<b>100%</b>	0	0%
Trumbull - Trumbull County MH&RB - HCRP RRH(1359)	8	6	<b>75%</b>	0	0%
Tuscarawas - HARCATUS Tri-County CAO - HCRP RRH(880)	64	62	<b>96.9%</b>	0	0%
Union - Salvation Army Columbus Area Services - HCRP RRH(962)	62	55	<b>88.7%</b>	6	<b>9.7%</b>
Warren - Warren MHA - HCRP RRH(931)	74	45	<b>60.8%</b>	26	<b>35.1%</b>
Washington - Morgan Counties CAP - SSVF RRH(1090)	51	30	<b>58.8%</b>	16	<b>31.4%</b>
Washington - Washington Morgan CAP - HCRP RRH(901)	53	53	<b>100%</b>	0	0%
Wayne - One Eighty - HCRP RRH(872)	33	25	<b>75.8%</b>	1	<b>3%</b>

**Average: 85.6%**



# Accessing Mainstream Resources and Earned Income

## Gain or Increase Income

Report Date Range: 1/1/2016 12:00:00 AM through 1/1/2017 12:00:00 AM

**Goal: At least 18% of adult participants in Rapid Rehousing will gain or increase total income by end of reporting period or at exit.**

Provider	Total Adults	Total Program Stays	Increased Income	%	Missing Data
Adams - Adams Brown Counties Economic Opportunities - HCRP RRH (984)	53	55	4	7.3%	0%
Allen - West Ohio CAP - HCRP RRH(913)	117	117	25	21.4%	0%
Ashland - Appleseed CMHC - HCRP RRH(870)	20	20	7	35%	0%
Ashland - Appleseed Rapid Housing - RRH(1637)	69	69	30	43.5%	0%
Ashtabula - Ashtabula County CHDO - HCRP RRH(1338)	19	19	4	21.1%	0%
Ashtabula - Catholic Charities of Ashtabula County - HCRP RRH(873)	22	23	4	17.4%	0%
Athens - Integrated Services - HCRP RRH(952)	69	70	1	1.4%	0%
Belmont - Crossroads Counseling Services - HCRP RRH(889)	13	14	0	0%	0%
BofSCoC - The Salvation Army, a New York Corporation - RROhio - RRH(607)	548	553	86	15.6%	0%
Butler - Family Resource Center - HCRP RRH(1668)	19	19	2	10.5%	0%
Butler - Hope House Rescue Mission - Center of Hope - HCRP RRH (1666)	6	6	0	0%	0%
Butler - Hope House Rescue Mission - Hope House - HCRP RRH(1665)	4	4	0	0%	0%
Butler - Serve City, Inc. - HCRP RRH(1667)	53	53	19	35.8%	0%
Champaign - Residential Administrators, Inc. - HCRP RRH(1336)	31	31	2	6.5%	0%
Clark - IHN of Clark County - City Project - HCRP RRH(1013)	22	22	4	18.2%	0%
Clark - IHN of Clark County - HCRP RRH(948)	21	22	3	13.6%	0%
Clermont - Clermont County Community Services - HCRP RRH(925)	68	69	1	1.4%	0%
Clermont - Lifepoint Solutions - HCRP RRH(923)	61	62	16	25.8%	0%
Clinton - Clinton County Services for the Homeless - HCRP RRH(954)	24	24	3	12.5%	0%
Columbiana - Community Action Agency of Columbiana - BoS - SSVF RRH(1094)	40	40	9	22.5%	0%
Columbiana - Community Action Agency of Columbiana - HCRP RRH (878)	109	109	15	13.8%	0%
Columbiana - Community Action Agency of Columbiana - Mahoning County - SSVF RRH(1331)	1	1	0	0%	0%
Coshocton - Knohoco Ashland CAC - HCRP RRH(997)	6	6	2	33.3%	0%
Darke - Community Action Partnership of Greater Dayton - HCRP RRH (919)	29	29	1	3.4%	0%
Defiance - Maumee Valley Guidance Center - SSVF RRH(860)	28	30	3	10%	0%
Defiance - Northwestern Ohio CAC - HCRP RRH(933)	85	85	43	50.6%	0%
Delaware - Salvation Army Columbus Area Services - HCRP RRH(956)	55	55	4	7.3%	0%
Delaware - Salvation Army Columbus Area Services - SSVF RRH(1318)	70	70	10	14.3%	0%
Delaware - Salvation Army Columbus Area Services - Youth Counts - HCRP - HP(1696)	11	12	0	0%	0%
Delaware - Salvation Army Columbus Area Services - Youth Counts - HCRP - RRH(959)	6	6	1	16.7%	0%
Erie - VOA of Greater Ohio - HCRP RRH(907)	34	34	5	14.7%	0%
Fairfield - Lancaster Fairfield CAA - HCRP RRH(893)	21	21	5	23.8%	0%
Fairfield - LSS of Central Ohio - SSVF RRH(1357)	114	116	19	16.4%	0%
Fayette - CAC of Fayette County - HCRP RRH(969)	51	51	8	15.7%	0%
Greene - Community Action Partnership of the Greater Dayton Area - HCRP RRH(950)	80	80	7	8.8%	0%
Hancock - Findlay Hope House for the Homeless - HCRP RRH(938)	134	142	9	6.3%	0%
Hancock - HHWP Community Action Commission - HCRP RRH(911)	4	4	0	0%	0%
Highland - CAC of Fayette County - HCRP RRH(971)	50	51	10	19.6%	0%

# Accessing Mainstream Resources and Earned Income

## Gain or Increase Income

Report Date Range: 1/1/2016 12:00:00 AM through 1/1/2017 12:00:00 AM

**Goal: At least 18% of adult participants in Rapid Rehousing will gain or increase total income by end of reporting period or at exit.**

Provider	Total Adults	Total Program Stays	Increased Income	%	Missing Data
Hocking - Integrated Services - HCRP RRH(1008)	29	29	1	3.4%	0%
Holmes - Knohoco Ashland CAC - HCRP RRH(995)	0	0	0	N/A	0%
Huron - Catholic Charities Diocese of Toledo - HCRP RRH(903)	11	11	3	27.3%	0%
Jackson-Vinton - Integrated Services - HCRP RRH(1006)	27	27	1	3.7%	0%
Jefferson - Jefferson County CAC - HCRP RRH(882)	28	28	2	7.1%	0%
Knox - Behavioral Healthcare Partners of Central Ohio - HCRP RRH (990)	14	14	0	0%	0%
Knox - Knohoco Ashland CAC - HCRP RRH(1000)	8	8	3	37.5%	0%
Lake - FrontLine Service - SSVF RRH(1689)	10	10	0	0%	0%
Lake - Lifeline, Inc. - HCRP RRH(1325)	39	39	10	25.6%	0%
Lawrence Gallia - VOA Kentucky - SSVF RRH(1097)	44	44	1	2.3%	0%
Lawrence - Ironton Lawrence CAO - HCRP RRH(986)	20	20	2	10%	0%
Licking - Behavioral Healthcare Partners of Central Ohio - HCRP RRH (992)	27	29	0	0%	0%
Licking - Licking County Coalition for Housing - HCRP RRH(895)	23	23	4	17.4%	0%
Licking - Licking County Coalition for Housing - SSVF RRH(1092)	56	57	7	12.3%	0%
Licking - Salvation Army of Licking County - HCRP RRH(1018)	0	0	0	N/A	0%
Logan - Residential Administrators, Inc. - HCRP RRH(1334)	28	28	3	10.7%	0%
Lorain - Nord Center - HCRP RRH(869)	46	46	2	4.3%	0%
Lucas - WSOS CAC - SSVF RRH(1306)	36	38	2	5.3%	0%
Madison - Salvation Army Columbus Area Services - HCRP RRH(966)	23	25	4	16%	0%
Marion - Marion Area Counseling Center - HCRP RRH(909)	92	108	5	4.6%	0%
Medina - Medina MHA - HCRP RRH(871)	9	9	0	0%	0%
Meigs - Gallia Miegs Integrated Services - HCRP RRH(1010)	69	69	4	5.8%	0%
Mercer - Sources Community Network Services - HCRP RRH(916)	1	1	0	0%	0%
Miami - Family Abuse Shelter of Miami County - HCRP RRH(917)	111	111	67	60.4%	0%
Miami - Family Abuse Shelter of Miami County - Miami County Family - RRH(1678)	42	42	23	54.8%	0%
Morrow - Salvation Army Columbus Area Services - HCRP RRH(964)	33	33	0	0%	0%
Muskingum - Salvation Army of Zanesville - HCRP RRH(891)	24	24	1	4.2%	0%
Noble - G.M.N. TriCounty CAC - HCRP RRH(886)	137	140	14	10%	0%
Perry - Integrated Services - HCRP RRH(1003)	21	21	0	0%	0%
Pickaway - Pickaway County CAO - HCRP RRH(974)	27	27	6	22.2%	0%
Pike - CAC of Pike County - HCRP RRH(982)	37	37	7	18.9%	0%
Portage - Coleman Professional Services - HCRP RRH(902)	47	47	0	0%	0%
Portage - Family and Community Services - Geauga County - SSVF RRH(1672)	0	0	0	N/A	0%
Portage - Family and Community Services - Lorain County - SSVF RRH (1110)	51	52	8	15.4%	0%
Portage - Family and Community Services - Mahoning County - SSVF RRH(1328)	46	46	7	15.2%	0%
Portage - Family and Community Services - Medina County - SSVF RRH (1671)	3	3	0	0%	0%
Portage - Family and Community Services - Portage County - SSVF RRH (1093)	20	20	5	25%	0%
Portage - Family and Community Services - Ravenna - HCRP RRH(874)	13	13	2	15.4%	0%
Portage - Family and Community Services - Stark County - SSVF RRH (1701)	0	0	0	N/A	0%

# Accessing Mainstream Resources and Earned Income

## Gain or Increase Income

Report Date Range: 1/1/2016 12:00:00 AM through 1/1/2017 12:00:00 AM

**Goal: At least 18% of adult participants in Rapid Rehousing will gain or increase total income by end of reporting period or at exit.**

Provider	Total Adults	Total Program Stays	Increased Income	%	Missing Data
Portage - Family and Community Services - Trumbull County - SSVF RRH(1111)	32	32	7	<b>21.9%</b>	0%
Preble - Community Action Partnership of Greater Dayton - HCRP RRH (944)	18	18	3	<b>16.7%</b>	0%
Richland - Harmony House Homeless Services - HCRP RRH(905)	42	42	2	<b>4.8%</b>	0%
Ross - Ross County Community Action - HCRP RRH(978)	9	9	0	<b>0%</b>	0%
Sandusky - WSOS CAC - HCRP RRH(868)	305	306	59	<b>19.3%</b>	0%
Sandusky - WSOS CAC - SSVF RRH(1089)	137	139	19	<b>13.7%</b>	0%
Scioto - Scioto Christian Ministries - HCRP RRH(988)	71	71	3	<b>4.2%</b>	0%
Shelby - Family Abuse Shelter of Miami County - HCRP RRH(1676)	21	21	11	<b>52.4%</b>	0%
Trumbull - Humility of Mary Housing - HCRP RRH(875)	28	28	5	<b>17.9%</b>	0%
Trumbull - Trumbull County MH&RB - HCRP RRH(1359)	12	12	4	<b>33.3%</b>	0%
Tuscarawas - HARCATUS Tri-County CAO - HCRP RRH(880)	56	56	10	<b>17.9%</b>	0%
Union - Salvation Army Columbus Area Services - HCRP RRH(962)	51	52	10	<b>19.2%</b>	0%
Warren - Warren MHA - HCRP RRH(931)	48	48	1	<b>2.1%</b>	0%
Washington - Morgan Counties CAP - SSVF RRH(1090)	70	73	14	<b>19.2%</b>	0%
Washington - Washington Morgan CAP - HCRP RRH(901)	42	42	2	<b>4.8%</b>	0%
Wayne - One Eighty - HCRP RRH(872)	40	41	8	<b>19.5%</b>	0%
			<b>Average:</b>	<b>16%</b>	

# Accessing Mainstream Resources and Earned Income

## Non-Cash Benefits at Exit

Report Date Range: 1/1/2016 12:00:00 AM through 1/1/2017 12:00:00 AM

**Goal: At least 85% of adult participants in Rapid Rehousing will receive at least one source of non-cash benefits or health insurance at exit.**

Provider	Total Adult Leavers	Non-Cash Benefits or Health Insurance at Exit	Percentage	Missing Data
Adams - Adams Brown Counties Economic Opportunities - HCRP RRH(984)	52	45	86.5%	0%
Allen - West Ohio CAP - HCRP RRH(913)	29	24	82.8%	0%
Ashland - Appleseed CMHC - HCRP RRH(870)	13	11	84.6%	0%
Ashland - Appleseed Rapid Housing - RRH(1637)	47	46	97.9%	0%
Ashtabula - Ashtabula County CHDO - HCRP RRH(1338)	16	16	100%	0%
Ashtabula - Catholic Charities of Ashtabula County - HCRP RRH(873)	15	12	80%	0%
Athens - Integrated Services - HCRP RRH(952)	60	59	98.3%	0%
Belmont - Crossroads Counseling Services - HCRP RRH(889)	10	10	100%	0%
BofSCoC - The Salvation Army, a New York Corporation - RROhio - RRH(607)	383	348	90.9%	1%
Butler - Family Resource Center - HCRP RRH(1668)	3	3	100%	0%
Butler - Hope House Rescue Mission - Center of Hope - HCRP RRH(1666)	1	0	0%	100%
Butler - Hope House Rescue Mission - Hope House - HCRP RRH(1665)	0	0	N/A	0%
Butler - Serve City, Inc. - HCRP RRH(1667)	52	48	92.3%	0%
Champaign - Residential Administrators, Inc. - HCRP RRH(1336)	26	24	92.3%	0%
Clark - IHN of Clark County - City Project - HCRP RRH(1013)	22	21	95.5%	0%
Clark - IHN of Clark County - HCRP RRH(948)	21	19	90.5%	0%
Clermont - Clermont County Community Services - HCRP RRH(925)	67	58	86.6%	0%
Clermont - Lifepoint Solutions - HCRP RRH(923)	62	56	90.3%	0%
Clinton - Clinton County Services for the Homeless - HCRP RRH(954)	23	19	82.6%	0%
Columbiana - Community Action Agency of Columbiana - BoS - SSVF RRH(1094)	36	33	91.7%	0%
Columbiana - Community Action Agency of Columbiana - HCRP RRH(878)	91	89	97.8%	0%
Columbiana - Community Action Agency of Columbiana - Mahoning County - SSVF RRH(1331)	1	1	100%	0%
Coshocton - Knohoco Ashland CAC - HCRP RRH(997)	6	6	100%	0%
Darke - Community Action Partnership of Greater Dayton - HCRP RRH(919)	23	21	91.3%	0%
Defiance - Maumee Valley Guidance Center - SSVF RRH(860)	20	14	70%	0%
Defiance - Northwestern Ohio CAC - HCRP RRH(933)	54	52	96.3%	0%
Delaware - Salvation Army Columbus Area Services - HCRP RRH(956)	26	21	80.8%	0%
Delaware - Salvation Army Columbus Area Services - SSVF RRH(1318)	40	39	97.5%	0%
Delaware - Salvation Army Columbus Area Services - Youth Counts - HCRP - HP (1696)	4	2	50%	0%
Delaware - Salvation Army Columbus Area Services - Youth Counts - HCRP - RRH (959)	2	2	100%	0%
Erie - VOA of Greater Ohio - HCRP RRH(907)	21	20	95.2%	0%
Fairfield - Lancaster Fairfield CAA - HCRP RRH(893)	17	16	94.1%	0%

# Accessing Mainstream Resources and Earned Income

## Non-Cash Benefits at Exit

Report Date Range: 1/1/2016 12:00:00 AM through 1/1/2017 12:00:00 AM

**Goal: At least 85% of adult participants in Rapid Rehousing will receive at least one source of non-cash benefits or health insurance at exit.**

Provider	Total Adult Leavers	Non-Cash Benefits or Health Insurance at Exit	Percentage	Missing Data
Fairfield - LSS of Central Ohio - SSVF RRH(1357)	86	85	98.8%	0%
Fayette - CAC of Fayette County - HCRP RRH(969)	29	27	93.1%	0%
Greene - Community Action Partnership of the Greater Dayton Area - HCRP RRH (950)	80	74	92.5%	0%
Hancock - Findlay Hope House for the Homeless - HCRP RRH(938)	111	84	75.7%	0%
Hancock - HHWP Community Action Commission - HCRP RRH(911)	4	4	100%	0%
Highland - CAC of Fayette County - HCRP RRH(971)	30	27	90%	0%
Hocking - Integrated Services - HCRP RRH(1008)	20	20	100%	0%
Holmes - Knohoco Ashland CAC - HCRP RRH(995)	0	0	N/A	0%
Huron - Catholic Charities Diocese of Toledo - HCRP RRH(903)	11	7	63.6%	0%
Jackson-Vinton - Integrated Services - HCRP RRH(1006)	20	18	90%	0%
Jefferson - Jefferson County CAC - HCRP RRH(882)	21	15	71.4%	0%
Knox - Behavioral Healthcare Partners of Central Ohio - HCRP RRH(990)	12	12	100%	0%
Knox - Knohoco Ashland CAC - HCRP RRH(1000)	8	8	100%	0%
Lake - FrontLine Service - SSVF RRH(1689)	1	1	100%	0%
Lake - Lifeline, Inc. - HCRP RRH(1325)	39	39	100%	0%
Lawrence Gallia - VOA Kentucky - SSVF RRH(1097)	41	39	95.1%	0%
Lawrence - Ironton Lawrence CAO - HCRP RRH(986)	12	12	100%	0%
Licking - Behavioral Healthcare Partners of Central Ohio - HCRP RRH(992)	23	21	91.3%	0%
Licking - Licking County Coalition for Housing - HCRP RRH(895)	21	18	85.7%	0%
Licking - Licking County Coalition for Housing - SSVF RRH(1092)	43	42	97.7%	0%
Licking - Salvation Army of Licking County - HCRP RRH(1018)	0	0	N/A	0%
Logan - Residential Administrators, Inc. - HCRP RRH(1334)	19	16	84.2%	0%
Lorain - Nord Center - HCRP RRH(869)	43	42	97.7%	0%
Lucas - WSOS CAC - SSVF RRH(1306)	17	17	100%	0%
Madison - Salvation Army Columbus Area Services - HCRP RRH(966)	16	11	68.8%	0%
Marion - Marion Area Counseling Center - HCRP RRH(909)	43	26	60.5%	0%
Medina - Medina MHA - HCRP RRH(871)	4	4	100%	0%
Meigs - Gallia Miags Integrated Services - HCRP RRH(1010)	43	42	97.7%	0%
Mercer - Sources Community Network Services - HCRP RRH(916)	1	1	100%	0%
Miami - Family Abuse Shelter of Miami County - HCRP RRH(917)	92	76	82.6%	0%
Miami - Family Abuse Shelter of Miami County - Miami County Family - RRH(1678)	33	32	97%	0%
Morrow - Salvation Army Columbus Area Services - HCRP RRH(964)	26	20	76.9%	0%
Muskingum - Salvation Army of Zanesville - HCRP RRH(891)	21	17	81%	0%

# Accessing Mainstream Resources and Earned Income

## Non-Cash Benefits at Exit

Report Date Range: 1/1/2016 12:00:00 AM through 1/1/2017 12:00:00 AM

**Goal: At least 85% of adult participants in Rapid Rehousing will receive at least one source of non-cash benefits or health insurance at exit.**

Provider	Total Adult Leavers	Non-Cash Benefits or Health Insurance at Exit	Percentage	Missing Data
Noble - G.M.N. TriCounty CAC - HCRP RRH(886)	86	75	87.2%	0%
Perry - Integrated Services - HCRP RRH(1003)	15	15	100%	6.7%
Pickaway - Pickaway County CAO - HCRP RRH(974)	17	17	100%	0%
Pike - CAC of Pike County - HCRP RRH(982)	34	33	97.1%	0%
Portage - Coleman Professional Services - HCRP RRH(902)	38	35	92.1%	10.5%
Portage - Family and Community Services - Geauga County - SSVF RRH(1672)	0	0	N/A	0%
Portage - Family and Community Services - Lorain County - SSVF RRH(1110)	46	45	97.8%	0%
Portage - Family and Community Services - Mahoning County - SSVF RRH(1328)	31	30	96.8%	0%
Portage - Family and Community Services - Medina County - SSVF RRH(1671)	0	0	N/A	0%
Portage - Family and Community Services - Portage County - SSVF RRH(1093)	15	15	100%	0%
Portage - Family and Community Services - Ravenna - HCRP RRH(874)	13	11	84.6%	0%
Portage - Family and Community Services - Stark County - SSVF RRH(1701)	0	0	N/A	0%
Portage - Family and Community Services - Trumbull County - SSVF RRH(1111)	25	24	96%	0%
Preble - Community Action Partnership of Greater Dayton - HCRP RRH(944)	16	16	100%	0%
Richland - Harmony House Homeless Services - HCRP RRH(905)	42	37	88.1%	0%
Ross - Ross County Community Action - HCRP RRH(978)	7	7	100%	0%
Sandusky - WSOS CAC - HCRP RRH(868)	247	201	81.4%	0%
Sandusky - WSOS CAC - SSVF RRH(1089)	93	87	93.5%	0%
Scioto - Scioto Christian Ministries - HCRP RRH(988)	71	68	95.8%	0%
Shelby - Family Abuse Shelter of Miami County - HCRP RRH(1676)	16	16	100%	0%
Trumbull - Humility of Mary Housing - HCRP RRH(875)	14	13	92.9%	0%
Trumbull - Trumbull County MH&RB - HCRP RRH(1359)	8	8	100%	0%
Tuscarawas - HARCATUS Tri-County CAO - HCRP RRH(880)	44	38	86.4%	0%
Union - Salvation Army Columbus Area Services - HCRP RRH(962)	38	32	84.2%	2.6%
Warren - Warren MHA - HCRP RRH(931)	48	39	81.3%	2.1%
Washington - Morgan Counties CAP - SSVF RRH(1090)	46	42	91.3%	2.2%
Washington - Washington Morgan CAP - HCRP RRH(901)	32	29	90.6%	0%
Wayne - One Eighty - HCRP RRH(872)	19	19	100%	0%
		<b>Average:</b>	<b>91.21%</b>	



# Length of Time Homeless

Report Date Range: 1/1/2016 12:00:00 AM through 1/1/2017 12:00:00 AM

**Goal: Rapid Rehousing projects will have a participant average and median length of stay of no more than 150 days.**

Provider	Average Length of Stay in Days	Median Length of Stay in Days
Adams - Adams Brown Counties Economic Opportunities - HCRP RRH(984)	57.46	29
Allen - West Ohio CAP - HCRP RRH(913)	122.53	81
Ashland - Appleseed CMHC - HCRP RRH(870)	71.69	72
Ashland - Appleseed Rapid Housing - RRH(1637)	156.36	187
Ashtabula - Ashtabula County CHDO - HCRP RRH(1338)	129.88	149
Ashtabula - Catholic Charities of Ashtabula County - HCRP RRH(873)	80.12	72
Athens - Integrated Services - HCRP RRH(952)	70.51	60
Belmont - Crossroads Counseling Services - HCRP RRH(889)	168.19	188
BofSCoC - The Salvation Army, a New York Corporation - RROhio - RRH(607)	119.83	113
Butler - Family Resource Center - HCRP RRH(1668)	162.33	151
Butler - Hope House Rescue Mission - Center of Hope - HCRP RRH(1666)	64	64
Butler - Hope House Rescue Mission - Hope House - HCRP RRH(1665)	N/A	N/A
Butler - Serve City, Inc. - HCRP RRH(1667)	4.33	1
Champaign - Residential Administrators, Inc. - HCRP RRH(1336)	91	80
Clark - IHN of Clark County - City Project - HCRP RRH(1013)	76.4	86
Clark - IHN of Clark County - HCRP RRH(948)	77.65	43
Clermont - Clermont County Community Services - HCRP RRH(925)	35.19	28
Clermont - Lifepoint Solutions - HCRP RRH(923)	53.77	53
Clinton - Clinton County Services for the Homeless - HCRP RRH(954)	82.56	91
Columbiana - Community Action Agency of Columbiana - BoS - SSVF RRH(1094)	79.26	70
Columbiana - Community Action Agency of Columbiana - HCRP RRH(878)	42.92	36
Columbiana - Community Action Agency of Columbiana - Mahoning County - SSVF RRH(1331)	28	28
Coshocton - Knohoco Ashland CAC - HCRP RRH(997)	94.71	102
Darke - Community Action Partnership of Greater Dayton - HCRP RRH(919)	77.11	83
Defiance - Maumee Valley Guidance Center - SSVF RRH(860)	86.55	65
Defiance - Northwestern Ohio CAC - HCRP RRH(933)	155.04	138
Delaware - Salvation Army Columbus Area Services - HCRP RRH(956)	108.78	100
Delaware - Salvation Army Columbus Area Services - SSVF RRH(1318)	86	86
Delaware - Salvation Army Columbus Area Services - Youth Counts - HCRP - HP(1696)	302	333
Delaware - Salvation Army Columbus Area Services - Youth Counts - HCRP - RRH(959)	454.5	454.5
Erie - VOA of Greater Ohio - HCRP RRH(907)	41.96	31
Fairfield - Lancaster Fairfield CAA - HCRP RRH(893)	221.19	161
Fairfield - LSS of Central Ohio - SSVF RRH(1357)	79.73	68
Fayette - CAC of Fayette County - HCRP RRH(969)	74.93	70
Greene - Community Action Partnership of the Greater Dayton Area - HCRP RRH(950)	34.49	20
Hancock - Findlay Hope House for the Homeless - HCRP RRH(938)	88.17	90
Hancock - HHWP Community Action Commission - HCRP RRH(911)	26.75	6

Run Date: 1/31/17

# Length of Time Homeless

Report Date Range: 1/1/2016 12:00:00 AM through 1/1/2017 12:00:00 AM

Provider	Average Length of Stay in Days	Median Length of Stay in Days
Highland - CAC of Fayette County - HCRP RRH(971)	49.61	38
Hocking - Integrated Services - HCRP RRH(1008)	66.77	62
Holmes - Knohoco Ashland CAC - HCRP RRH(995)	N/A	N/A
Huron - Catholic Charities Diocese of Toledo - HCRP RRH(903)	27.59	28
Jackson-Vinton - Integrated Services - HCRP RRH(1006)	84	53
Jefferson - Jefferson County CAC - HCRP RRH(882)	10.15	10
Knox - Behavioral Healthcare Partners of Central Ohio - HCRP RRH(990)	81.29	77.5
Knox - Knohoco Ashland CAC - HCRP RRH(1000)	174.86	178.5
Lake - FrontLine Service - SSVF RRH(1689)	94	94
Lake - Lifeline, Inc. - HCRP RRH(1325)	59.88	64
Lawrence Gallia - VOA Kentucky - SSVF RRH(1097)	130.37	106
Lawrence - Ironton Lawrence CAO - HCRP RRH(986)	83	90.5
Licking - Behavioral Healthcare Partners of Central Ohio - HCRP RRH(992)	85	73
Licking - Licking County Coalition for Housing - HCRP RRH(895)	61.43	43
Licking - Licking County Coalition for Housing - SSVF RRH(1092)	109.05	101
Licking - Salvation Army of Licking County - HCRP RRH(1018)	N/A	N/A
Logan - Residential Administrators, Inc. - HCRP RRH(1334)	64.33	63
Lorain - Nord Center - HCRP RRH(869)	47.57	35
Lucas - WSOS CAC - SSVF RRH(1306)	199.35	162.5
Madison - Salvation Army Columbus Area Services - HCRP RRH(966)	78.37	85
Marion - Marion Area Counseling Center - HCRP RRH(909)	91.37	77
Medina - Medina MHA - HCRP RRH(871)	96.86	105
Meigs - Gallia Miegs Integrated Services - HCRP RRH(1010)	76.73	62
Mercer - Sources Community Network Services - HCRP RRH(916)	217	217
Miami - Family Abuse Shelter of Miami County - HCRP RRH(917)	58.19	54
Miami - Family Abuse Shelter of Miami County - Miami County Family - RRH(1678)	86.18	74
Morrow - Salvation Army Columbus Area Services - HCRP RRH(964)	111	105
Muskingum - Salvation Army of Zanesville - HCRP RRH(891)	106.65	97
Noble - G.M.N. TriCounty CAC - HCRP RRH(886)	114.95	87.5
Perry - Integrated Services - HCRP RRH(1003)	73.5	64
Pickaway - Pickaway County CAO - HCRP RRH(974)	109.26	105
Pike - CAC of Pike County - HCRP RRH(982)	30.38	17
Portage - Coleman Professional Services - HCRP RRH(902)	56.02	28
Portage - Family and Community Services - Geauga County - SSVF RRH(1672)	N/A	N/A
Portage - Family and Community Services - Lorain County - SSVF RRH(1110)	100.85	85.5
Portage - Family and Community Services - Mahoning County - SSVF RRH(1328)	156.06	92
Portage - Family and Community Services - Medina County - SSVF RRH(1671)	N/A	N/A
Portage - Family and Community Services - Portage County - SSVF RRH(1093)	159.2	92
Portage - Family and Community Services - Ravenna - HCRP RRH(874)	32.29	14
Portage - Family and Community Services - Stark County - SSVF RRH(1701)	N/A	N/A

Run Date: 1/31/17



# Length of Time Homeless

Report Date Range: 1/1/2016 12:00:00 AM through 1/1/2017 12:00:00 AM

Provider	Average Length of Stay in Days	Median Length of Stay in Days
Portage - Family and Community Services - Trumbull County - SSVF RRH(1111)	118.31	91
Preble - Community Action Partnership of Greater Dayton - HCRP RRH(944)	46.64	34
Richland - Harmony House Homeless Services - HCRP RRH(905)	24.08	18
Ross - Ross County Community Action - HCRP RRH(978)	73.71	61
Sandusky - WSOS CAC - HCRP RRH(868)	105.09	102
Sandusky - WSOS CAC - SSVF RRH(1089)	165.09	150
Scioto - Scioto Christian Ministries - HCRP RRH(988)	16.18	15
Shelby - Family Abuse Shelter of Miami County - HCRP RRH(1676)	75.78	71
Trumbull - Humility of Mary Housing - HCRP RRH(875)	69.09	67.5
Trumbull - Trumbull County MH&RB - HCRP RRH(1359)	506.5	606
Tuscarawas - HARCATUS Tri-County CAO - HCRP RRH(880)	71.5	64
Union - Salvation Army Columbus Area Services - HCRP RRH(962)	78.11	84
Warren - Warren MHA - HCRP RRH(931)	39.18	31
Washington - Morgan Counties CAP - SSVF RRH(1090)	157.4	111
Washington - Washington Morgan CAP - HCRP RRH(901)	52.92	47
Wayne - One Eighty - HCRP RRH(872)	167.67	206
Summary:	91.36	77
Number of Providers: 93		

# Rapid Placement

Report Date Range: 1/1/2016 12:00:00 AM through 1/1/2017 12:00:00 AM

**Goal: Rapid Rehousing projects will have a participant average length of time to rehouse of 21 days or less.**

Provider	Total Clients	Median Days to House	Average Days to House	Reliable?
Butler - Hope House Rescue Mission - Center of Hope - HCRP RRH (1666)	17	0	-1.63	No
Knox - Behavioral Healthcare Partners of Central Ohio - HCRP RRH (990)	16	3	1.22	No
Madison - Salvation Army Columbus Area Services - HCRP RRH(966)	46	1	-1.15	No
Marion - Marion Area Counseling Center - HCRP RRH(909)	142	0.5	-35.6	No
Mercer - Sources Community Network Services - HCRP RRH(916)	1	-30	-30	No
Portage - Coleman Professional Services - HCRP RRH(902)	71	0	-18.36	No
Holmes - Knohoco Ashland CAC - HCRP RRH(995)	0	No data	No data	No Clients
Licking - Salvation Army of Licking County - HCRP RRH(1018)	0	No data	No data	No Clients
Portage - Family and Community Services - Geauga County - SSVF RRH(1672)	0	No data	No data	No Clients
Portage - Family and Community Services - Stark County - SSVF RRH (1701)	0	No data	No data	No Clients
Adams - Adams Brown Counties Economic Opportunities - HCRP RRH (984)	71	22	30.9	Possibly
Allen - West Ohio CAP - HCRP RRH(913)	214	22.5	16.38	Possibly
Ashland - Appleseed CMHC - HCRP RRH(870)	23	15	13.11	Possibly
Ashland - Appleseed Rapid Housing - RRH(1637)	174	8	12.58	Possibly
Ashtabula - Ashtabula County CHDO - HCRP RRH(1338)	30	3	5.97	Possibly
Ashtabula - Catholic Charities of Ashtabula County - HCRP RRH(873)	29	6.5	12.53	Possibly
Athens - Integrated Services - HCRP RRH(952)	130	10	10.6	Possibly
Belmont - Crossroads Counseling Services - HCRP RRH(889)	20	8	7	Possibly
BofSCoC - The Salvation Army, a New York Corporation - RROhio - RRH(607)	1,345	15	21.12	Possibly
Butler - Family Resource Center - HCRP RRH(1668)	26	2.5	5.5	Possibly
Butler - Hope House Rescue Mission - Hope House - HCRP RRH(1665)	4	7	6.33	Possibly
Butler - Serve City, Inc. - HCRP RRH(1667)	62	1	4.77	Possibly
Champaign - Residential Administrators, Inc. - HCRP RRH(1336)	34	4	4.03	Possibly
Clark - IHN of Clark County - City Project - HCRP RRH(1013)	63	11	13.68	Possibly
Clark - IHN of Clark County - HCRP RRH(948)	46	21	23.39	Possibly
Clermont - Clermont County Community Services - HCRP RRH(925)	114	12	11.72	Possibly
Clermont - Lifepoint Solutions - HCRP RRH(923)	68	30	30.19	Possibly
Clinton - Clinton County Services for the Homeless - HCRP RRH(954)	29	33	44.68	Possibly
Columbiana - Community Action Agency of Columbiana - BoS - SSVF RRH(1094)	47	17.5	28.53	Possibly
Columbiana - Community Action Agency of Columbiana - HCRP RRH (878)	134	15	22.19	Possibly
Columbiana - Community Action Agency of Columbiana - Mahoning County - SSVF RRH(1331)	1	7	7	Possibly
Coshocton - Knohoco Ashland CAC - HCRP RRH(997)	7	7	10.57	Possibly

Run Date: 1/31/17

# Rapid Placement

Report Date Range: 1/1/2016 12:00:00 AM through 1/1/2017 12:00:00 AM

Provider	Total Clients	Median Days to House	Average Days to House	Reliable?
Darke - Community Action Partnership of Greater Dayton - HCRP RRH (919)	46	8	9.41	Possibly
Defiance - Maumee Valley Guidance Center - SSVF RRH(860)	43	22	40.93	Possibly
Defiance - Northwestern Ohio CAC - HCRP RRH(933)	135	8	10.77	Possibly
Delaware - Salvation Army Columbus Area Services - HCRP RRH(956)	92	3	12.98	Possibly
Delaware - Salvation Army Columbus Area Services - SSVF RRH(1318)	80	11	16.86	Possibly
Delaware - Salvation Army Columbus Area Services - Youth Counts - HCRP - HP(1696)	12	27	27	Possibly
Delaware - Salvation Army Columbus Area Services - Youth Counts - HCRP - RRH(959)	7	13.5	13.5	Possibly
Erie - VOA of Greater Ohio - HCRP RRH(907)	51	9	12.92	Possibly
Fairfield - Lancaster Fairfield CAA - HCRP RRH(893)	40	1	6.14	Possibly
Fairfield - LSS of Central Ohio - SSVF RRH(1357)	142	24	32.14	Possibly
Fayette - CAC of Fayette County - HCRP RRH(969)	87	15	11.47	Possibly
Greene - Community Action Partnership of the Greater Dayton Area - HCRP RRH(950)	156	15	25.64	Possibly
Hancock - Findlay Hope House for the Homeless - HCRP RRH(938)	212	16	20.49	Possibly
Hancock - HHWP Community Action Commission - HCRP RRH(911)	4	1	2.75	Possibly
Highland - CAC of Fayette County - HCRP RRH(971)	73	22	27.11	Possibly
Hocking - Integrated Services - HCRP RRH(1008)	44	9	8.81	Possibly
Huron - Catholic Charities Diocese of Toledo - HCRP RRH(903)	17	4	11.8	Possibly
Jackson-Vinton - Integrated Services - HCRP RRH(1006)	44	7	8.98	Possibly
Jefferson - Jefferson County CAC - HCRP RRH(882)	37	7	7.64	Possibly
Knox - Knohoco Ashland CAC - HCRP RRH(1000)	14	6	17.57	Possibly
Lake - FrontLine Service - SSVF RRH(1689)	14	55	55	Possibly
Lake - Lifeline, Inc. - HCRP RRH(1325)	56	2	2.45	Possibly
Lawrence Gallia - VOA Kentucky - SSVF RRH(1097)	52	20	26.06	Possibly
Lawrence - Ironton Lawrence CAO - HCRP RRH(986)	26	9	8	Possibly
Licking - Behavioral Healthcare Partners of Central Ohio - HCRP RRH (992)	40	2	2.43	Possibly
Licking - Licking County Coalition for Housing - HCRP RRH(895)	29	3.5	3.78	Possibly
Licking - Licking County Coalition for Housing - SSVF RRH(1092)	68	15.5	22.2	Possibly
Logan - Residential Administrators, Inc. - HCRP RRH(1334)	49	2	18.43	Possibly
Lorain - Nord Center - HCRP RRH(869)	97	10.5	16.65	Possibly
Lucas - WSOS CAC - SSVF RRH(1306)	44	17	39.07	Possibly
Medina - Medina MHA - HCRP RRH(871)	18	7	6.95	Possibly
Meigs - Gallia Miegs Integrated Services - HCRP RRH(1010)	117	13	11.88	Possibly
Miami - Family Abuse Shelter of Miami County - HCRP RRH(917)	140	11	11.86	Possibly
Miami - Family Abuse Shelter of Miami County - Miami County Family - RRH(1678)	118	9	13.99	Possibly
Morrow - Salvation Army Columbus Area Services - HCRP RRH(964)	57	5.5	9.42	Possibly
Muskingum - Salvation Army of Zanesville - HCRP RRH(891)	26	7	16.65	Possibly
Noble - G.M.N. TriCounty CAC - HCRP RRH(886)	210	17	30	Possibly

Run Date: 1/31/17

# Rapid Placement

Report Date Range: 1/1/2016 12:00:00 AM through 1/1/2017 12:00:00 AM

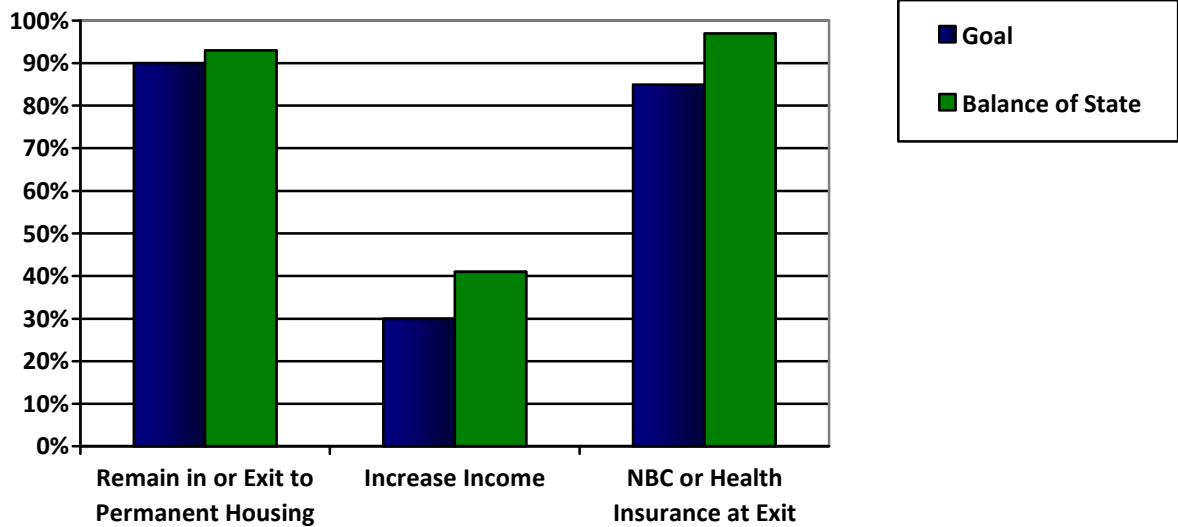
Provider	Total Clients	Median Days to House	Average Days to House	Reliable?
Perry - Integrated Services - HCRP RRH(1003)	41	6	8.51	Possibly
Pickaway - Pickaway County CAO - HCRP RRH(974)	45	19	21.57	Possibly
Pike - CAC of Pike County - HCRP RRH(982)	43	2	9.17	Possibly
Portage - Family and Community Services - Lorain County - SSVF RRH (1110)	51	28	74.04	Possibly
Portage - Family and Community Services - Mahoning County - SSVF RRH(1328)	52	28	48.36	Possibly
Portage - Family and Community Services - Medina County - SSVF RRH (1671)	5	12	9.6	Possibly
Portage - Family and Community Services - Portage County - SSVF RRH(1093)	20	30.5	52.28	Possibly
Portage - Family and Community Services - Ravenna - HCRP RRH(874)	17	4	6.23	Possibly
Portage - Family and Community Services - Trumbull County - SSVF RRH(1111)	36	4.5	8.04	Possibly
Preble - Community Action Partnership of Greater Dayton - HCRP RRH (944)	26	13	15.84	Possibly
Richland - Harmony House Homeless Services - HCRP RRH(905)	84	18	22.06	Possibly
Ross - Ross County Community Action - HCRP RRH(978)	10	29.5	39.5	Possibly
Sandusky - WSOS CAC - HCRP RRH(868)	499	13	18.45	Possibly
Sandusky - WSOS CAC - SSVF RRH(1089)	177	18	43.87	Possibly
Scioto - Scioto Christian Ministries - HCRP RRH(988)	100	15	18.98	Possibly
Shelby - Family Abuse Shelter of Miami County - HCRP RRH(1676)	40	5	10.69	Possibly
Trumbull - Humility of Mary Housing - HCRP RRH(875)	41	2	3.76	Possibly
Trumbull - Trumbull County MH&RB - HCRP RRH(1359)	12	3.5	4.7	Possibly
Tuscarawas - HARCATUS Tri-County CAO - HCRP RRH(880)	80	16	22.32	Possibly
Union - Salvation Army Columbus Area Services - HCRP RRH(962)	86	3	3.97	Possibly
Warren - Warren MHA - HCRP RRH(931)	74	13	2	Possibly
Washington - Morgan Counties CAP - SSVF RRH(1090)	81	9	28.47	Possibly
Washington - Washington Morgan CAP - HCRP RRH(901)	70	17	28.49	Possibly
Wayne - One Eighty - HCRP RRH(872)	77	52	57.22	Possibly
<b>Number of Providers: 93</b>				

Run Date: 1/31/17

# Performance Measures for Permanent Supportive Housing

January to December 2016

Performance Measure	Goal	Balance of State Average
Exit to Permanent Housing	90%	93%
Increase Income	30%	41%
Non-cash Benefits or Health Insurance at Exit	85%	96%



# Obtaining and Maintaining Permanent Housing

## Remain in or Exit to Permanent Housing

Report Date Range: 1/1/2016 12:00:00 AM through 1/1/2017 12:00:00 AM

**Goal: At least 90% of participants remain in Permanent Supportive Housing or exit to permanent housing as of the end of the reporting period or at program exit.**

Provider	Total Clients	Program Stays	Remaining in or exiting to PH	Percentage	Missing Destination or Don't Know Destination
Allen - Allen MHA - Allen Shelter Plus Care Vouchers - PSH(413)	54	54	50	92.6%	0%
Ashland - Appleseed CMHC - Beginning Anew - PSH(1347)	16	16	16	100%	0%
Ashland - Appleseed CMHC - PSH Plus Care - PSH(1566)	13	13	13	100%	0%
Ashtabula - MHR SB - Ashtabula SPC Vouchers - PSH(170)	91	91	90	98.9%	0%
Athens - Athens MHA - Athens Serenity Village SAMI Shelter Plus Care - PSH(376)	7	7	6	85.7%	0%
Athens - Athens MHA - Athens Shelter Plus Care - Tenant Based SPC - PSH(150)	123	123	122	99.2%	0%
Athens - Athens MHA - Graham Drive Family Housing - PSH(864)	16	16	16	100%	0%
Butler - Butler County SPC for Adults w/ Chronic Homelessness II - PSH(721)	31	31	26	83.9%	9.7%
Butler - Butler County SPC for Adults w/ Chronic Homelessness - PSH(718)	35	35	30	85.7%	2.9%
Butler - Butler County SPC for Homeless Individuals & Families - PSH(719)	45	45	42	93.3%	2.2%
Champaign - Mental Health Drug and Alcohol Board - Mad River/ Park - PSH(445)	12	12	12	100%	0%
Clark - City of Springfield SPC1 - PSH(1353)	31	31	31	100%	0%
Clark - City of Springfield - SPC3 - PSH(1354)	8	8	8	100%	0%
Clark - City of Springfield - St. Vincent DePaul SPC - PSH(390)	6	6	6	100%	0%
Clark - IHN of Clark County - Mulberry Terrace - PSH(1308)	74	74	70	94.6%	0%
Clark - IHN of Clark County - Neighborhood Stabilization Program - PSH(1011)	9	9	9	100%	0%
Clark - IHN of Clark County - PHSS Program - PSH(542)	19	19	19	100%	0%
Clermont - Clermont MHA - Shelter Plus Care Program - PSH(459)	5	5	5	100%	0%
Clermont - Lifepoint Solutions - OHTF - PSH(426)	29	29	28	96.6%	0%
Columbiana - Columbiana County MHC - Adult Youth Mentor Program - PSH(422)	25	26	20	76.9%	0%
Columbiana - Columbiana County MHC - Hornsby House - PSH (1565)	10	10	9	90%	0%
Columbiana - Columbiana County MHC - Permanent Housing for persons with disabilities - PSH(34)	11	11	11	100%	0%
Columbiana - Columbiana MHA - Columbiana Free Choice II The Counseling Center- PSH(31)	9	9	7	77.8%	0%
Columbiana - Columbiana MHA - Columbiana Hearthside SPC Program - PSH(516)	27	27	26	96.3%	0%
Columbiana - MHA Shelter Plus Care I - PSH(1099)	82	82	81	98.8%	0%
Delaware - The Salvation Army - Permanent Supportive Housing for Families - PSH(332)	46	46	39	84.8%	0%
Fairfield - Fairfield MHA CAA - Shelter Plus Care for Families - PSH (754)	115	115	110	95.7%	0%

# Obtaining and Maintaining Permanent Housing

## Remain in or Exit to Permanent Housing

Report Date Range: 1/1/2016 12:00:00 AM through 1/1/2017 12:00:00 AM

**Goal: At least 90% of participants remain in Permanent Supportive Housing or exit to permanent housing as of the end of the reporting period or at program exit.**

Provider	Total Clients	Program Stays	Remaining in or exiting to PH	Percentage	Missing Destination or Don't Know Destination
Fairfield - Fairfield MHA LSS - Shelter Plus Care for Singles - PSH (692)	34	34	29	85.3%	0%
Fairfield - Lancaster Fairfield CAA - Pearl - PSH(1349)	57	58	53	91.4%	0%
Fairfield - Lancaster Fairfield CAA - Rutherford - PSH(1351)	46	46	46	100%	0%
Fairfield - LSS of Central Ohio - Fairhaven Place - PSH(26)	10	10	10	100%	0%
Fayette - CAC of Fayette County - Fayette Inn - PSH(23)	21	21	19	90.5%	4.8%
Fayette - CAC of Fayette County - Permanent Supportive Housing - PSH(771)	22	22	19	86.4%	0%
Fayette - Fayette MHA - Shelter Plus Care - PSH(726)	16	16	16	100%	0%
Geauga - Board of Mental Health and Recovery Services - PSH (1174)	16	16	15	93.8%	0%
Geauga - Board of Mental Health & Recovery Services - SPC Geauga County TRA - PSH(106)	22	22	21	95.5%	0%
Greene - Housing Solutions of Greene County - PSH(423)	80	81	78	96.3%	0%
Hancock - Findlay Hope House for the Homeless - Able Housing - PSH(778)	45	48	42	87.5%	0%
Hocking - Hocking MHA - Hocking Shelter Plus Care - PSH(418)	195	198	192	97%	0%
Jefferson - Jefferson County CAC - Cathedral Apartments - PSH (110)	48	48	47	97.9%	0%
Jefferson - Jefferson County CAC - SHP - PSH(1705)	38	38	38	100%	0%
Jefferson - Jefferson County Prevention & Recovery Board - Shelter Plus Care 2 - PSH(747)	24	24	22	91.7%	8.3%
Jefferson - Jefferson County Prevention & Recovery Board - Shelter Plus Care - PSH(746)	107	107	98	91.6%	1.9%
Knox - Knox MHA - Knox County TRA - PSH(369)	58	60	57	95%	0%
Lake - Lake County ADAMHS Board - Lake County SPC III - PSH (739)	7	7	7	100%	0%
Lake - Lake County ADAMHS Board - Lake County SPC II - PSH (738)	43	44	42	95.5%	0%
Lake - Lake County ADAMHS Board - Lake County SPC - PSH(737)	53	54	51	94.4%	0%
Lake - Lake County ADAMHS Board - McKinley Grove SPC - PSH (1038)	15	15	15	100%	0%
Lake - Lake County ADAMHS Board - PSH(770)	25	25	24	96%	0%
Lawrence - Lawrence County Port Authority - Lawrence County One Stop - PSH(752)	11	11	11	100%	0%
Licking - Behavioral Healthcare Partners of Central Ohio- ODSA Bridge fund program - PSH(769)	18	18	15	83.3%	0%
Licking - Licking MHA - Licking Shelter Plus Care - PSH(148)	101	101	99	98%	0%
Licking - MHA - Shelter Plus Care Chronic - PSH(729)	13	13	10	76.9%	15.4%
Licking - MHA - Shelter Plus Care Vouchers 2 - PSH(707)	12	13	13	100%	0%



# Obtaining and Maintaining Permanent Housing

## Remain in or Exit to Permanent Housing

Report Date Range: 1/1/2016 12:00:00 AM through 1/1/2017 12:00:00 AM

**Goal: At least 90% of participants remain in Permanent Supportive Housing or exit to permanent housing as of the end of the reporting period or at program exit.**

Provider	Total Clients	Program Stays	Remaining in or exiting to PH	Percentage	Missing Destination or Don't Know Destination
Licking - The Main Place - The Place Next Door - PSH(1693)	1	1	0	0%	0%
Logan - Mental Health Drug and Alcohol Board - Family Housing - PSH(722)	50	50	42	84%	0%
Logan - Mental Health Drug and Alcohol Services Board - Logan Champaign Housing - PSH(462)	30	30	21	70%	0%
Logan - Residential Administrators, Inc. - PSH(97)	19	19	19	100%	0%
Lorain - HM Housing Development Corporation - Faith House II - PSH(392)	27	27	27	100%	0%
Lorain - Lorain County Board of Mental Health - Lorain Shelter Plus Care - PSH(137)	106	108	104	96.3%	0%
Lorain - New Sunrise Properties Inc. - Supportive Housing - PSH(167)	12	12	12	100%	0%
Lorain - YWCA of Elyria - Women In Secure Housing - PSH(257)	14	14	13	92.9%	0%
Medina - Medina County ADAMH Board - Northland II - PSH(724)	13	14	14	100%	0%
Medina - Medina MHA - Medina County TRA - PSH(528)	104	104	101	97.1%	0%
Miami - Family Abuse Shelter of Miami County - Family Abuse Shelter - PSH(1679)	13	14	14	100%	0%
Miami - TriCounty Board of Recovery & Mental Health Services - Miami County SPC - PSH(301)	13	13	13	100%	0%
Muskingum - Zanesville MHA - Zanesville MHA Shelter Plus Care TRA Program - PSH(146)	15	15	15	100%	0%
Portage - Coleman Professional Services - PSH(714)	41	41	39	95.1%	0%
Portage - Family and Community Services - ISPP - PSH(779)	49	49	45	91.8%	0%
Portage - Family and Community Services - Ravenna Permanent Supportive - Liberty - PSH(1058)	1	1	1	100%	0%
Portage - Family and Community Services - Ravenna Permanent Supportive - White House - PSH(753)	4	4	4	100%	0%
Portage - Portage MHA - Portage Shelter Plus Care II - PSH(1002)	52	52	50	96.2%	1.9%
Portage - Portage MHA - Portage Shelter Plus Care - PSH(114)	32	32	31	96.9%	0%
Preble - Mental Health Recovery Board of Preble County - Prestwick Square II - PSH(1088)	22	22	20	90.9%	0%
Preble - Mental Health Recovery Board of Preble County - Prestwick Square - PSH(730)	32	32	31	96.9%	0%
Richland - Catalyst Life Services - Next Step - PSH(1673)	19	20	13	65%	0%
Sandusky - WSOS CAC - Homenet Permanent Housing - PSH(15)	164	165	164	99.4%	0%
Sandusky - WSOS CAC - Permanent Supportive Housing - PSH - DV (1035)	128	128	115	89.8%	0%
Trumbull - Trumbull County MH&RB - Joey's Landing - PSH(145)	10	10	10	100%	0%
Trumbull - Trumbull County MH&RB - New Shelter Plus Care Chronic - PSH(764)	41	41	36	87.8%	0%



# Obtaining and Maintaining Permanent Housing

## Remain in or Exit to Permanent Housing

Report Date Range: 1/1/2016 12:00:00 AM through 1/1/2017 12:00:00 AM

**Goal: At least 90% of participants remain in Permanent Supportive Housing or exit to permanent housing as of the end of the reporting period or at program exit.**

Provider	Total Clients	Program Stays	Remaining in or exiting to PH	Percentage	Missing Destination or Don't Know Destination
Trumbull - Trumbull County MH&RB - New Shelter Plus Care Vouchers - PSH(763)	18	18	17	94.4%	0%
Trumbull - Trumbull County MH&RB - Shelter Plus Care for homeless persons with disabilities - PSH(548)	64	64	63	98.4%	0%
Trumbull - Trumbull County MH&RB - Shelter Plus Care Vouchers for Families- PSH(774)	202	202	202	100%	0%
Tuscarawas - ADAMHS Board Shelter Plus Care TRA - PSH(402)	42	42	40	95.2%	4.8%
Union - Mental Health Recovery Board - Homeward Bound I'm Home - PSH(61)	7	7	6	85.7%	0%
Union - Mental Health Recovery Board - Union County Shelter Plus Care - PSH(715)	17	17	16	94.1%	0%
Van Wert - YWCA of Van Wert County - PSH(1692)	7	7	6	85.7%	0%
Vinton - Sojourners Care Network - PSH(1352)	9	9	8	88.9%	0%
Warren - New Housing Ohio - Permanent Supportive Housing - PSH(762)	18	18	17	94.4%	0%
Warren - Warren MHA - Shelter Plus Care 2 - PSH(1323)	19	19	19	100%	0%
Warren - Warren MHA - Shelter Plus Care - PSH(208)	23	23	21	91.3%	0%
Washington - City of Marietta - Marietta Washington Shelter Plus Care - PSH(142)	7	7	7	100%	0%
Wayne - One Eighty - PSH Plus Care - PSH(1579)	14	14	13	92.9%	0%
			<b>Average:</b>	<b>92.7%</b>	

# Accessing Mainstream Resources and Earned Income

## Gain or Increase Income

Report Date Range: 1/1/2016 12:00:00 AM through 1/1/2017 12:00:00 AM

**Goal: At least 30% of adult participants in Permanent Supportive Housing will gain or increase total income by end of reporting period or at exit.**

Provider	Total Adults	Total Program Stays	Increased Income	%	Missing Data
Allen - Allen MHA - Allen Shelter Plus Care Vouchers - PSH(413)	54	54	26	48.1%	0%
Ashland - Appleseed CMHC - Beginning Anew - PSH(1347)	16	16	9	56.3%	0%
Ashland - Appleseed CMHC - PSH Plus Care - PSH(1566)	10	10	1	10%	0%
Ashtabula - MHR SB - Ashtabula SPC Vouchers - PSH(170)	90	90	41	45.6%	0%
Athens - Athens MHA - Athens Serenity Village SAMI Shelter Plus Care - PSH(376)	7	7	3	42.9%	0%
Athens - Athens MHA - Athens Shelter Plus Care - Tenant Based SPC - PSH(150)	74	74	35	47.3%	0%
Athens - Athens MHA - Graham Drive Family Housing - PSH(864)	5	5	1	20%	0%
Butler - Butler County SPC for Adults w/ Chronic Homelessness II - PSH(721)	30	30	16	53.3%	0%
Butler - Butler County SPC for Adults w/ Chronic Homelessness - PSH(718)	32	32	11	34.4%	0%
Butler - Butler County SPC for Homeless Individuals & Families - PSH(719)	31	31	15	48.4%	0%
Champaign - Mental Health Drug and Alcohol Board - Mad River/Park - PSH(445)	5	5	2	40%	0%
Clark - City of Springfield SPC1 - PSH(1353)	15	15	2	13.3%	0%
Clark - City of Springfield - SPC3 - PSH(1354)	8	8	1	12.5%	0%
Clark - City of Springfield - St. Vincent DePaul SPC - PSH(390)	5	5	2	40%	0%
Clark - IHN of Clark County - Mulberry Terrace - PSH(1308)	43	43	13	30.2%	0%
Clark - IHN of Clark County - Neighborhood Stabilization Program - PSH(1011)	3	3	0	0%	0%
Clark - IHN of Clark County - PHSS Program - PSH(542)	16	16	9	56.3%	0%
Clermont - Clermont MHA - Shelter Plus Care Program - PSH(459)	5	5	2	40%	0%
Clermont - Lifepoint Solutions - OHTF - PSH(426)	27	27	10	37%	0%
Columbiana - Columbiana County MHC - Adult Youth Mentor Program - PSH(422)	25	26	9	34.6%	0%
Columbiana - Columbiana County MHC - Hornsby House - PSH(1565)	10	10	0	0%	0%
Columbiana - Columbiana County MHC - Permanent Housing for persons with disabilities - PSH(34)	10	10	8	80%	0%
Columbiana - Columbiana MHA - Columbiana Free Choice II The Counseling Center- PSH(31)	9	9	6	66.7%	0%
Columbiana - Columbiana MHA - Columbiana Hearthside SPC Program - PSH(516)	9	9	1	11.1%	0%
Columbiana - MHA Shelter Plus Care I - PSH(1099)	73	73	45	61.6%	0%
Delaware - The Salvation Army - Permanent Supportive Housing for Families - PSH(332)	23	23	4	17.4%	0%
Fairfield - Fairfield MHA CAA - Shelter Plus Care for Families - PSH(754)	51	51	15	29.4%	0%
Fairfield - Fairfield MHA LSS - Shelter Plus Care for Singles - PSH(692)	34	34	13	38.2%	0%
Fairfield - Lancaster Fairfield CAA - Pearl - PSH(1349)	26	26	4	15.4%	0%
Fairfield - Lancaster Fairfield CAA - Rutherford - PSH(1351)	25	25	3	12%	0%
Fairfield - LSS of Central Ohio - Fairhaven Place - PSH(26)	10	10	5	50%	0%
Fayette - CAC of Fayette County - Fayette Inn - PSH(23)	21	21	7	33.3%	0%
Fayette - CAC of Fayette County - Permanent Supportive Housing - PSH(771)	18	18	2	11.1%	0%
Fayette - Fayette MHA - Shelter Plus Care - PSH(726)	16	16	2	12.5%	0%
Geauga - Board of Mental Health and Recovery Services - PSH(1174)	12	12	6	50%	0%

# Accessing Mainstream Resources and Earned Income

## Gain or Increase Income

Report Date Range: 1/1/2016 12:00:00 AM through 1/1/2017 12:00:00 AM

**Goal: At least 30% of adult participants in Permanent Supportive Housing will gain or increase total income by end of reporting period or at exit.**

Provider	Total Adults	Total Program Stays	Increased Income	%	Missing Data
Geauga - Board of Mental Health & Recovery Services - SPC Geauga County TRA - PSH(106)	17	17	12	70.6%	0%
Greene - Housing Solutions of Greene County - PSH(423)	74	75	43	57.3%	0%
Hancock - Findlay Hope House for the Homeless - Able Housing - PSH(778)	21	23	8	34.8%	0%
Hocking - Hocking MHA - Hocking Shelter Plus Care - PSH(418)	115	116	30	25.9%	0%
Jefferson - Jefferson County CAC - Cathedral Apartments - PSH(110)	48	48	16	33.3%	0%
Jefferson - Jefferson County CAC - SHP - PSH(1705)	22	22	3	13.6%	0%
Jefferson - Jefferson County Prevention & Recovery Board - Shelter Plus Care 2 - PSH(747)	24	24	8	33.3%	0%
Jefferson - Jefferson County Prevention & Recovery Board - Shelter Plus Care - PSH(746)	55	55	20	36.4%	0%
Knox - Knox MHA - Knox County TRA - PSH(369)	30	31	11	35.5%	0%
Lake - Lake County ADAMHS Board - Lake County SPC III - PSH(739)	7	7	3	42.9%	0%
Lake - Lake County ADAMHS Board - Lake County SPC II - PSH(738)	28	29	15	51.7%	0%
Lake - Lake County ADAMHS Board - Lake County SPC - PSH(737)	51	52	30	57.7%	0%
Lake - Lake County ADAMHS Board - McKinley Grove SPC - PSH(1038)	15	15	6	40%	0%
Lake - Lake County ADAMHS Board - PSH(770)	17	17	6	35.3%	0%
Lawrence - Lawrence County Port Authority - Lawrence County One Stop - PSH(752)	10	10	9	90%	0%
Licking - Behavioral Healthcare Partners of Central Ohio- ODSA Bridge fund program - PSH(769)	12	12	0	0%	0%
Licking - Licking MHA - Licking Shelter Plus Care - PSH(148)	60	60	24	40%	0%
Licking - MHA - Shelter Plus Care Chronic - PSH(729)	13	13	4	30.8%	0%
Licking - MHA - Shelter Plus Care Vouchers 2 - PSH(707)	12	13	5	38.5%	0%
Licking - The Main Place - The Place Next Door - PSH(1693)	1	1	0	0%	0%
Logan - Mental Health Drug and Alcohol Board - Family Housing - PSH(722)	16	16	4	25%	0%
Logan - Mental Health Drug and Alcohol Services Board - Logan Champaign Housing - PSH(462)	14	14	6	42.9%	0%
Logan - Residential Administrators, Inc. - PSH(97)	19	19	12	63.2%	0%
Lorain - HM Housing Development Corporation - Faith House II - PSH(392)	10	10	4	40%	0%
Lorain - Lorain County Board of Mental Health - Lorain Shelter Plus Care - PSH(137)	76	77	40	51.9%	0%
Lorain - New Sunrise Properties Inc. - Supportive Housing - PSH(167)	10	10	7	70%	0%
Lorain - YWCA of Elyria - Women In Secure Housing - PSH(257)	14	14	4	28.6%	0%
Medina - Medina County ADAMH Board - Northland II - PSH(724)	13	14	7	50%	0%
Medina - Medina MHA - Medina County TRA - PSH(528)	75	75	25	33.3%	0%
Miami - Family Abuse Shelter of Miami County - Family Abuse Shelter - PSH(1679)	13	14	9	64.3%	0%
Miami - TriCounty Board of Recovery & Mental Health Services - Miami County SPC - PSH(301)	10	10	4	40%	0%
Muskingum - Zanesville MHA - Zanesville MHA Shelter Plus Care TRA Program - PSH(146)	15	15	5	33.3%	0%
Portage - Coleman Professional Services - PSH(714)	40	40	23	57.5%	0%
Portage - Family and Community Services - ISPP - PSH(779)	25	25	9	36%	0%
Portage - Family and Community Services - Ravenna Permanent Supportive - Liberty - PSH(1058)	1	1	1	100%	0%

# Accessing Mainstream Resources and Earned Income

## Gain or Increase Income

Report Date Range: 1/1/2016 12:00:00 AM through 1/1/2017 12:00:00 AM

**Goal: At least 30% of adult participants in Permanent Supportive Housing will gain or increase total income by end of reporting period or at exit.**

Provider	Total Adults	Total Program Stays	Increased Income	%	Missing Data
Portage - Family and Community Services - Ravenna Permanent Supportive - White House - PSH(753)	4	4	2	50%	0%
Portage - Portage MHA - Portage Shelter Plus Care II - PSH(1002)	50	50	19	38%	0%
Portage - Portage MHA - Portage Shelter Plus Care - PSH(114)	27	27	14	51.9%	0%
Preble - Mental Health Recovery Board of Preble County - Prestwick Square II - PSH(1088)	17	17	4	23.5%	0%
Preble - Mental Health Recovery Board of Preble County - Prestwick Square - PSH(730)	27	27	12	44.4%	0%
Richland - Catalyst Life Services - Next Step - PSH(1673)	19	20	0	0%	0%
Sandusky - WSOS CAC - Homenet Permanent Housing - PSH(15)	97	98	40	40.8%	0%
Sandusky - WSOS CAC - Permanent Supportive Housing - PSH - DV (1035)	51	51	29	56.9%	0%
Trumbull - Trumbull County MH&RB - Joey's Landing - PSH(145)	10	10	5	50%	0%
Trumbull - Trumbull County MH&RB - New Shelter Plus Care Chronic - PSH(764)	41	41	19	46.3%	0%
Trumbull - Trumbull County MH&RB - New Shelter Plus Care Vouchers - PSH(763)	18	18	10	55.6%	0%
Trumbull - Trumbull County MH&RB - Shelter Plus Care for homeless persons with disabilities - PSH(548)	64	64	35	54.7%	0%
Trumbull - Trumbull County MH&RB - Shelter Plus Care Vouchers for Families- PSH(774)	69	69	26	37.7%	0%
Tuscarawas - ADAMHS Board Shelter Plus Care TRA - PSH(402)	29	29	12	41.4%	0%
Union - Mental Health Recovery Board - Homeward Bound I'm Home - PSH(61)	7	7	7	100%	0%
Union - Mental Health Recovery Board - Union County Shelter Plus Care - PSH(715)	6	6	1	16.7%	0%
Van Wert - YWCA of Van Wert County - PSH(1692)	7	7	0	0%	0%
Vinton - Sojourners Care Network - PSH(1352)	9	9	0	0%	0%
Warren - New Housing Ohio - Permanent Supportive Housing - PSH (762)	15	15	8	53.3%	0%
Warren - Warren MHA - Shelter Plus Care 2 - PSH(1323)	18	18	3	16.7%	0%
Warren - Warren MHA - Shelter Plus Care - PSH(208)	22	22	15	68.2%	0%
Washington - City of Marietta - Marietta Washington Shelter Plus Care - PSH(142)	7	7	1	14.3%	0%
Wayne - One Eighty - PSH Plus Care - PSH(1579)	14	14	0	0%	0%
			<b>Average:</b>	<b>41%</b>	

# Accessing Mainstream Resources and Earned Income

## Non-Cash Benefits at Exit

Report Date Range: 1/1/2016 12:00:00 AM through 1/1/2017 12:00:00 AM

**Goal: At least 85% of adult participants in Permanent Supportive Housing will receive at least one source of non-cash benefits or health insurance at exit.**

Provider	Total Adult Leavers	Non-Cash Benefits or Health Insurance at Exit	Percentage	Missing Data
Allen - Allen MHA - Allen Shelter Plus Care Vouchers - PSH(413)	15	15	100%	0%
Ashland - Appleseed CMHC - Beginning Anew - PSH(1347)	4	4	100%	0%
Ashland - Appleseed CMHC - PSH Plus Care - PSH(1566)	2	2	100%	0%
Ashtabula - MHR SB - Ashtabula SPC Vouchers - PSH(170)	6	6	100%	0%
Athens - Athens MHA - Athens Serenity Village SAMI Shelter Plus Care - PSH(376)	2	2	100%	0%
Athens - Athens MHA - Athens Shelter Plus Care - Tenant Based SPC - PSH(150)	31	31	100%	0%
Athens - Athens MHA - Graham Drive Family Housing - PSH(864)	1	1	100%	0%
Butler - Butler County SPC for Adults w/ Chronic Homelessness II - PSH(721)	5	4	80%	0%
Butler - Butler County SPC for Adults w/ Chronic Homelessness - PSH(718)	7	7	100%	0%
Butler - Butler County SPC for Homeless Individuals & Families - PSH(719)	4	4	100%	0%
Champaign - Mental Health Drug and Alcohol Board - Mad River/Park - PSH(445)	1	1	100%	0%
Clark - City of Springfield SPC1 - PSH(1353)	5	5	100%	0%
Clark - City of Springfield - SPC3 - PSH(1354)	2	2	100%	0%
Clark - City of Springfield - St. Vincent DePaul SPC - PSH(390)	1	1	100%	0%
Clark - IHN of Clark County - Mulberry Terrace - PSH(1308)	9	9	100%	0%
Clark - IHN of Clark County - Neighborhood Stabilization Program - PSH(1011)	0	0	N/A	0%
Clark - IHN of Clark County - PHSS Program - PSH(542)	3	3	100%	0%
Clermont - Clermont MHA - Shelter Plus Care Program - PSH(459)	4	4	100%	0%
Clermont - Lifepoint Solutions - OHTF - PSH(426)	8	8	100%	0%
Columbiana - Columbiana County MHC - Adult Youth Mentor Program - PSH(422)	11	11	100%	0%
Columbiana - Columbiana County MHC - Hornsby House - PSH(1565)	2	2	100%	0%
Columbiana - Columbiana County MHC - Permanent Housing for persons with disabilities - PSH(34)	0	0	N/A	0%
Columbiana - Columbiana MHA - Columbiana Free Choice II The Counseling Center- PSH(31)	2	2	100%	0%
Columbiana - Columbiana MHA - Columbiana Hearthsides SPC Program - PSH(516)	6	6	100%	0%
Columbiana - MHA Shelter Plus Care I - PSH(1099)	11	11	100%	0%
Delaware - The Salvation Army - Permanent Supportive Housing for Families - PSH(332)	4	4	100%	0%
Fairfield - Fairfield MHA CAA - Shelter Plus Care for Families - PSH(754)	6	6	100%	0%
Fairfield - Fairfield MHA LSS - Shelter Plus Care for Singles - PSH(692)	8	8	100%	0%
Fairfield - Lancaster Fairfield CAA - Pearl - PSH(1349)	7	5	71.4%	0%
Fairfield - Lancaster Fairfield CAA - Rutherford - PSH(1351)	3	3	100%	0%
Fairfield - LSS of Central Ohio - Fairhaven Place - PSH(26)	0	0	N/A	0%
Fayette - CAC of Fayette County - Fayette Inn - PSH(23)	5	5	100%	0%

# Accessing Mainstream Resources and Earned Income

## Non-Cash Benefits at Exit

Report Date Range: 1/1/2016 12:00:00 AM through 1/1/2017 12:00:00 AM

**Goal: At least 85% of adult participants in Permanent Supportive Housing will receive at least one source of non-cash benefits or health insurance at exit.**

Provider	Total Adult Leavers	Non-Cash Benefits or Health Insurance at Exit	Percentage	Missing Data
Fayette - CAC of Fayette County - Permanent Supportive Housing - PSH(771)	6	6	100%	0%
Fayette - Fayette MHA - Shelter Plus Care - PSH(726)	6	6	100%	0%
Geauga - Board of Mental Health and Recovery Services - PSH(1174)	2	2	100%	0%
Geauga - Board of Mental Health & Recovery Services - SPC Geauga County TRA - PSH(106)	4	4	100%	0%
Greene - Housing Solutions of Greene County - PSH(423)	13	12	92.3%	0%
Hancock - Findlay Hope House for the Homeless - Able Housing - PSH(778)	4	4	100%	0%
Hocking - Hocking MHA - Hocking Shelter Plus Care - PSH(418)	37	37	100%	0%
Jefferson - Jefferson County CAC - Cathedral Apartments - PSH(110)	17	13	76.5%	0%
Jefferson - Jefferson County CAC - SHP - PSH(1705)	0	0	N/A	0%
Jefferson - Jefferson County Prevention & Recovery Board - Shelter Plus Care 2 - PSH(747)	5	4	80%	0%
Jefferson - Jefferson County Prevention & Recovery Board - Shelter Plus Care - PSH(746)	16	16	100%	0%
Knox - Knox MHA - Knox County TRA - PSH(369)	9	9	100%	0%
Lake - Lake County ADAMHS Board - Lake County SPC III - PSH(739)	0	0	N/A	0%
Lake - Lake County ADAMHS Board - Lake County SPC II - PSH(738)	5	5	100%	0%
Lake - Lake County ADAMHS Board - Lake County SPC - PSH(737)	11	11	100%	0%
Lake - Lake County ADAMHS Board - McKinley Grove SPC - PSH(1038)	1	1	100%	0%
Lake - Lake County ADAMHS Board - PSH(770)	1	1	100%	0%
Lawrence - Lawrence County Port Authority - Lawrence County One Stop - PSH(752)	5	5	100%	0%
Licking - Behavioral Healthcare Partners of Central Ohio- ODSA Bridge fund program - PSH(769)	12	11	91.7%	0%
Licking - Licking MHA - Licking Shelter Plus Care - PSH(148)	10	10	100%	10%
Licking - MHA - Shelter Plus Care Chronic - PSH(729)	11	11	100%	0%
Licking - MHA - Shelter Plus Care Vouchers 2 - PSH(707)	5	5	100%	0%
Licking - The Main Place - The Place Next Door - PSH(1693)	1	1	100%	100%
Logan - Mental Health Drug and Alcohol Board - Family Housing - PSH(722)	6	5	83.3%	0%
Logan - Mental Health Drug and Alcohol Services Board - Logan Champaign Housing - PSH(462)	5	5	100%	0%
Logan - Residential Administrators, Inc. - PSH(97)	0	0	N/A	0%
Lorain - HM Housing Development Corporation - Faith House II - PSH(392)	2	2	100%	0%
Lorain - Lorain County Board of Mental Health - Lorain Shelter Plus Care - PSH(137)	9	7	77.8%	0%
Lorain - New Sunrise Properties Inc. - Supportive Housing - PSH(167)	0	0	N/A	0%
Lorain - YWCA of Elyria - Women In Secure Housing - PSH(257)	2	2	100%	0%



# Accessing Mainstream Resources and Earned Income

## Non-Cash Benefits at Exit

Report Date Range: 1/1/2016 12:00:00 AM through 1/1/2017 12:00:00 AM

**Goal: At least 85% of adult participants in Permanent Supportive Housing will receive at least one source of non-cash benefits or health insurance at exit.**

Provider	Total Adult Leavers	Non-Cash Benefits or Health Insurance at Exit	Percentage	Missing Data
Medina - Medina County ADAMH Board - Northland II - PSH(724)	3	3	100%	0%
Medina - Medina MHA - Medina County TRA - PSH(528)	7	7	100%	0%
Miami - Family Abuse Shelter of Miami County - Family Abuse Shelter - PSH(1679)	6	6	100%	0%
Miami - TriCounty Board of Recovery & Mental Health Services - Miami County SPC - PSH(301)	2	2	100%	0%
Muskingum - Zanesville MHA - Zanesville MHA Shelter Plus Care TRA Program - PSH(146)	4	4	100%	0%
Portage - Coleman Professional Services - PSH(714)	3	3	100%	0%
Portage - Family and Community Services - ISPP - PSH(779)	6	6	100%	0%
Portage - Family and Community Services - Ravenna Permanent Supportive - Liberty - PSH(1058)	0	0	N/A	0%
Portage - Family and Community Services - Ravenna Permanent Supportive - White House - PSH(753)	0	0	N/A	0%
Portage - Portage MHA - Portage Shelter Plus Care II - PSH(1002)	7	7	100%	0%
Portage - Portage MHA - Portage Shelter Plus Care - PSH(114)	3	3	100%	0%
Preble - Mental Health Recovery Board of Preble County - Prestwick Square II - PSH(1088)	4	4	100%	0%
Preble - Mental Health Recovery Board of Preble County - Prestwick Square - PSH(730)	5	5	100%	0%
Richland - Catalyst Life Services - Next Step - PSH(1673)	7	7	100%	0%
Sandusky - WSOS CAC - Homenet Permanent Housing - PSH(15)	35	33	94.3%	0%
Sandusky - WSOS CAC - Permanent Supportive Housing - PSH - DV(1035)	28	27	96.4%	0%
Trumbull - Trumbull County MH&RB - Joey's Landing - PSH(145)	3	3	100%	0%
Trumbull - Trumbull County MH&RB - New Shelter Plus Care Chronic - PSH(764)	12	12	100%	0%
Trumbull - Trumbull County MH&RB - New Shelter Plus Care Vouchers - PSH(763)	3	3	100%	0%
Trumbull - Trumbull County MH&RB - Shelter Plus Care for homeless persons with disabilities - PSH(548)	19	19	100%	0%
Trumbull - Trumbull County MH&RB - Shelter Plus Care Vouchers for Families- PSH(774)	10	10	100%	0%
Tuscarawas - ADAMHS Board Shelter Plus Care TRA - PSH(402)	2	1	50%	0%
Union - Mental Health Recovery Board - Homeward Bound I'm Home - PSH(61)	1	1	100%	0%
Union - Mental Health Recovery Board - Union County Shelter Plus Care - PSH(715)	2	2	100%	0%
Van Wert - YWCA of Van Wert County - PSH(1692)	4	3	75%	0%
Vinton - Sojourners Care Network - PSH(1352)	2	2	100%	0%
Warren - New Housing Ohio - Permanent Supportive Housing - PSH(762)	3	2	66.7%	0%
Warren - Warren MHA - Shelter Plus Care 2 - PSH(1323)	2	1	50%	0%
Warren - Warren MHA - Shelter Plus Care - PSH(208)	4	4	100%	0%

# Accessing Mainstream Resources and Earned Income

## Non-Cash Benefits at Exit

Report Date Range: 1/1/2016 12:00:00 AM through 1/1/2017 12:00:00 AM

**Goal: At least 85% of adult participants in Permanent Supportive Housing will receive at least one source of non-cash benefits or health insurance at exit.**

Provider	Total Adult Leavers	Non-Cash Benefits or Health Insurance at Exit	Percentage	Missing Data
Washington - City of Marietta - Marietta Washington Shelter Plus Care - PSH(142)	0	0	N/A	0%
Wayne - One Eighty - PSH Plus Care - PSH(1579)	2	2	100%	0%
		<b>Average:</b>	<b>96.21%</b>	